

2022

Ruthenium (N719) Optimization to Improve Dye Sensitized Solar Cell Efficiency

Hardani Hardani

Politeknik Medica Farma Husada Mataram, Mataram, NTB, 83116, Indonesia,
danylastchild07@gmail.com

Muhammad Ridwan Harahap

Universitas Islam Negeri Ar-Raniry Banda Aceh, 23111, Indonesia, danylastchild07@gmail.com

Adriyan Suhada

Politeknik Medica Farma Husada Mataram, Mataram, NTB, 83116, Indonesia,
danylastchild07@gmail.com

Follow this and additional works at: <https://digitalcommons.aaru.edu.ijtfst>

Recommended Citation

Hardani, Hardani; Ridwan Harahap, Muhammad; and Suhada, Adriyan (2022) "Ruthenium (N719) Optimization to Improve Dye Sensitized Solar Cell Efficiency," *International Journal of Thin Film Science and Technology*. Vol. 11 : Iss. 1 , PP -.

Available at: <https://digitalcommons.aaru.edu.ijtfst/vol11/iss1/6>

This Article is brought to you for free and open access by Arab Journals Platform. It has been accepted for inclusion in International Journal of Thin Film Science and Technology by an authorized editor. The journal is hosted on [Digital Commons](#), an Elsevier platform. For more information, please contact rakan@aar.edu.jo, marah@aar.edu.jo, u.murad@aar.edu.jo.

Ruthenium (N719) Optimization to Improve Dye Sensitized Solar Cell Efficiency

Hardani^{1,*}, Muhammad Ridwan Harahap² and Adriyan Suhada¹

¹Politeknik Medica Farma Husada Mataram, Mataram, NTB, 83116, Indonesia

²Universitas Islam Negeri Ar-Raniry Banda Aceh, 23111, Indonesia

Received: 12 Jun. 2021, Revised: 2 Oct. 2021, Accepted: 2 Nov. 2021

Published online: 1 Jan. 2022

Abstract: The study aims to characterize and optimizing of Ruthenium as a photosensitizer in dye-sensitized solar cells (DSSC). Samples are made in the structure of the working electrode pair Sandwich and the opponent electrode. Sample absorbency test using UV-Visible LAMBDA 25 spectrophotometer and test current and voltage characterization (I-V) using Keithley 2602A. The results of the study showed that the maximum absorbency in the high dye ruthenium appeared at the two peaks at = 448 nm and = 580 nm. These results show that higher concentrations of ruthenium dye can increase the value of the resulting efficiency. Ruthenium has been prepared using various methods immersion and various intensity with technic deposition use spin coating. The purpose of this research is to obtain optimal efficiency results. Ruthenium can be used as an absorbent material in solar cell applications. The photovoltaic parameters are studied and the power conversion efficiency can reach 0.2%.

Keywords: N719, Solar cell, Efficiency, Improvement.

1 Introduction

The rapidly growing renewable energy in the world today is wind energy and solar energy [1]. The source of wind and solar energy is a source of renewable energy that is clean and freely available [2]. The main problem with these two types of energy is that it is not continuously available. Solar energy is only available during the day [3] when the weather is sunny (not cloudy or rainy). While wind energy is available at times that are often unpredictable (sporadic), and fluctuate heavily depending on weather or season [4]. To address the above problems, hybrid engineering is widely used to incorporate several types of power plants, such as wind, solar, and diesel energy generation, wind, and solar energy generators, wind, and diesel power generation [5]. In this hybrid technique, the battery is generally used as temporary energy storage, and a controller is used to optimize the energy consumption of each source and battery, adapted to the load, and availability of energy from energy sources used [6].

The most widely used solar cells today are silicon solar cells, as the first generation (1st) solar cells [5].

Although solar cells are now dominated by silicone materials, the cost of silicone production makes the consumption cost more expensive than fossil energy sources [4]. Cheap solar cells can be made from organic semiconductor materials [7]. This is because organic semiconductors can be in large quantities of synthesis [8]. Nevertheless, the efficiency is far below the silicon solar cells. Therefore, research on organic material as material from solar cells still needs to be developed.

A dye-sensitized solar cell (DSSC) is the third generation solar cell that utilizes the photoelectrochemical principle [9]. This type of solar cell is believed to provide alternative energy concepts with a more affordable production cost and with simpler fabrication technology compared to its predecessor silicon crystal-based solar cells [10]. The preparation of various types of thin films was highlighted, and power conversion efficiency was discussed as well [11]. On the other hand, the dye was produced by extraction from various natural materials as described.

*Corresponding author E-mail: danylastchild07@gmail.com

Gratzel in 1991 found that titanium dioxide (TiO_2) which was sensitized by the dye in electrolyte solution can produce electric current with 7.1% efficiency [12]. The thickness of the TiO_2 layer affects the number of dye that can be absorbed [13]. The thicker the TiO_2 layer will be more and more of the colored substances are absorbance [14]. As the TiO_2 particles increase, more dye will be bound to the TiO_2 particles, so this will affect the performance of the DSSC cells created. Dye absorption of colorants is done by conducting immersion against thin layers of TiO_2 for a certain period. Various methods to make a thin layer of TiO_2 using the technique of spin coating [15], electrophoresis chemical vapor deposition (CVD), and others [16].

One of the factors that are still a problem in the manufacture of DSSC solar cells is the use of the type of electrolytes both gels and solutions that have an important role in converting light energy into electrical energy in the solar cells [17]. Because of its form in general in the form of a solution, many problems arising related to the use of electrolytes, as well as leakage, evaporation of the possibility of corrosion on the counter-electrode, and so forth. Most of the problems above are related to the problem of stable cell performance in the long term [18]. Moreover, the selection of the right type of electrolyte solution is one of the factors that are still studied by researchers.

Besides, the dye-photosintezzer is an important factor in determining the DSSC performance, such as its photosensitivity absorption properties, which directly determines the photo response range of solar cells [19]. Dye serves to absorb visible light, pumping/instruction of electrons into the semiconductor, receiving electrons from the redox pair in the solution, and so on in a cycle, so that dye plays a molecular electron pump. The dye must have a high anthocyanin content, have strong absorption in the area of visible light, high stability, and reversibility in its oxidized form. The dye used in DSSC has conjugated chromophore groups that allow electron transfer [20].

This study used ruthenium as a dye. Ruthenium is one of the chemical elements with atomic number 44. This element is in group 8 with the emblem of Ru. Ruthenium is a silvery-color transition metal, is hard, and has a melting point or high boiling point [21]. The most common compounds for this element are ruthenium trichloride. This compound is shaped in red solids and is widely used as a synthetic chemical. The use of this compound is known in the form of ruthenium dioxide combined with lead and bismuth ruthenate as a thin-film resistor [22]. So that ruthenium is a good catalyst for improving solar cell efficiency [23].

Nowadays there have been many researchers who develop DSSC various types of dye obtained from natural ingredients that are plant extracts. Some of which have

been developed include dye extracts or plant pigments such as chlorophyll extract, Anthocyanin [24], beta carotene [25]. The development of technology sensitization of organic natural materials is interesting to learn because of the availability of abundant nature. Dye-sensitizer molecules from natural compounds or plant pigments are an organic material that is very promising to be used as a material to manufacture solar cells. One of the conditions for dye can serve as a sensitizer, it must be able to be the transfer medium of electric charge carrier as a result of the absorbed photons.

Based on the results of previous studies [26], synthesis, optical, electrochemical and photovoltaic properties of natural organic dyes and donor-modified N719 for dye-sensitized solar cell applications (DSSC) stating that N719 can be applied to solar cells. This research is an advanced study of our previous research. In this study can explain the variation of the old method of immersion ruthenium and obtained the optimization of the light intensity variation of the halogen lamp to obtain an optimal increase in efficiency results. The purpose of this research is to obtain optimal efficiency results.

2 Experimental Details

The TiO_2 used in this study is Titanium (IV) nanoparticles with a size of 21 nm. TiO_2 as much as 0.5 gr is dissolved in 2 ml of absolute ethanol stirred for 30 minutes using a vortex styrer. TiO_2 is superimposed on the Fluorine Tin Oxide (FTO) conductive glass with the depositor of 2 cm x 1,5cm to use the spin coating method. The deposition layer of TiO_2 is heated at 500°C for 60 minutes above the hot plate. This study used ruthenium dye which was dissolved using Iopropanol where previous research uses ethanol solvent [8]. After stirring then it is allowed to sit for 24 hours at room temperature. The DSSC construction used is a sandwich system. The working electrode in the form of FTO conductive glass that has been coated with TiO_2 , which has been soaked with the ruthenium dye. The opponent's electrode is FTO conductive glass that has been coated with thin coating Pt (Hexachloroplatinic (IV) acid 10%). Electrolytes are made from I_2/KI which is dissolved in PEG which is then transmitted between the opponent electrode and the working electrode is given a barrier keyboard protector so that no short circuit occurs. The working electrode and the opponent's electrode that has been transmitted by the electrolyte are then stacked and pinned using the Clipboard. The DSSC Sandwich was then characterized by its current and voltage.

3 Results and Discussions

Research on using ruthenium dye dissolved in isopropanol while previous research using ethanol solvent [8]. Then

tested absorbance using Spectrophotometer UV Visible Shimadzu 1601 PC and current-voltage measurements use I-V meter/Elkahfi 100 from I-V meter to determine the value of electrolyte and dye conductivity. Ruthenium Absorbance measured using UV-Vis Spectroscopy at a wavelength range of 200-800 nm. Figure 1 shows a graphic absorption of Ruthenium with a variety of immersion variation for 18 hours and 24 hours.

Figure 1 describes the difference between the absorption of 18 hours of inundation and 24 hours of submersion in the absorption of the cell in an 18-hour submersion over 24 hours. This is because dye substation within a long time can cause dye particles to rise from sell or prototypes. Automatically, the particles in the sell are less and the absorption is less. Ruthenium's absorption in the study has an absorption peak at a wavelength range of 200-600 nm. The same results were obtained at the research of Gratzel [27, 28,29], Ruthenium can absorb light on the wavelength range of visible light (visible). Current-Voltage(I-V) is a method of knowing the performance of the dye-sensitized solar cells (DSSC) which is how much DSSC capability can convert light into electrical energy the I-V measurements are done in dark and light conditions namely under the illumination of the halogen lamp with

variations in intensity. The DSSC conductivity value of ruthenium with variations in intensity can be seen in Figures 2 and 3.

Based on the results of the "I-V Dye" Ruthenium characterization, it obtained the I-V curve in dark and bright conditions. The current value of Ruthenium dye is increased linearly when the voltage value increases. As the amount of Ruthenium dye concentration increases, more Ruthenium dye molecules will produce free electrons [30]. This is a free electron that will produce a flow of charge, so it will generate currents [31]. These characteristics appear in both dark and light conditions. Experimental results showed that the ruthenium dye can produce good electrical current [32]. DSSC Performance Testing a variation of Ruthenium dye concentration was performed to see the effect of concentration on the performance produced by DSSC. This test is done on the condition of using platinum as an opponent electrode. The efficiency produced by DSSC using Ruthenium with treatment on TiO₂ is presented in Table 1. DSSC generates efficiency.

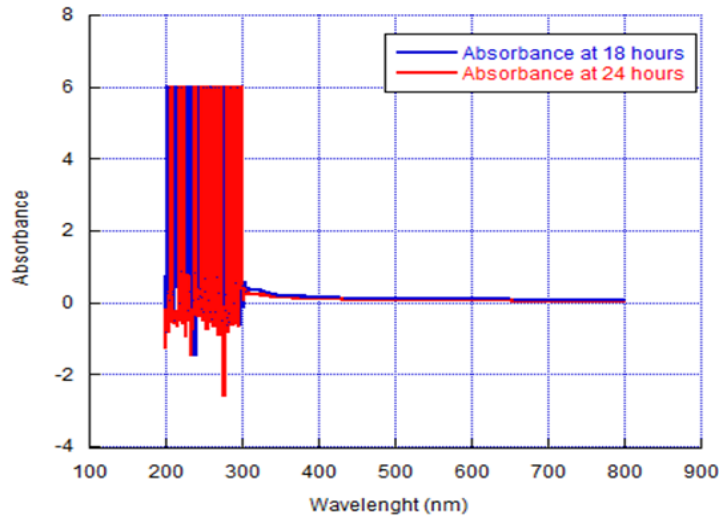
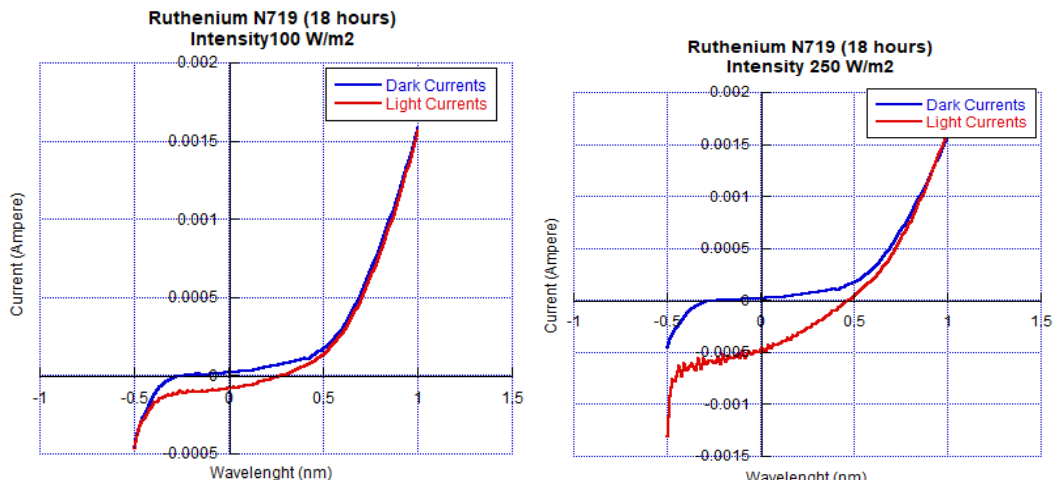


Fig.1: shows a graphic absorption of Ruthenium with a variety of immersion variation for 18 hours and 24 hours.



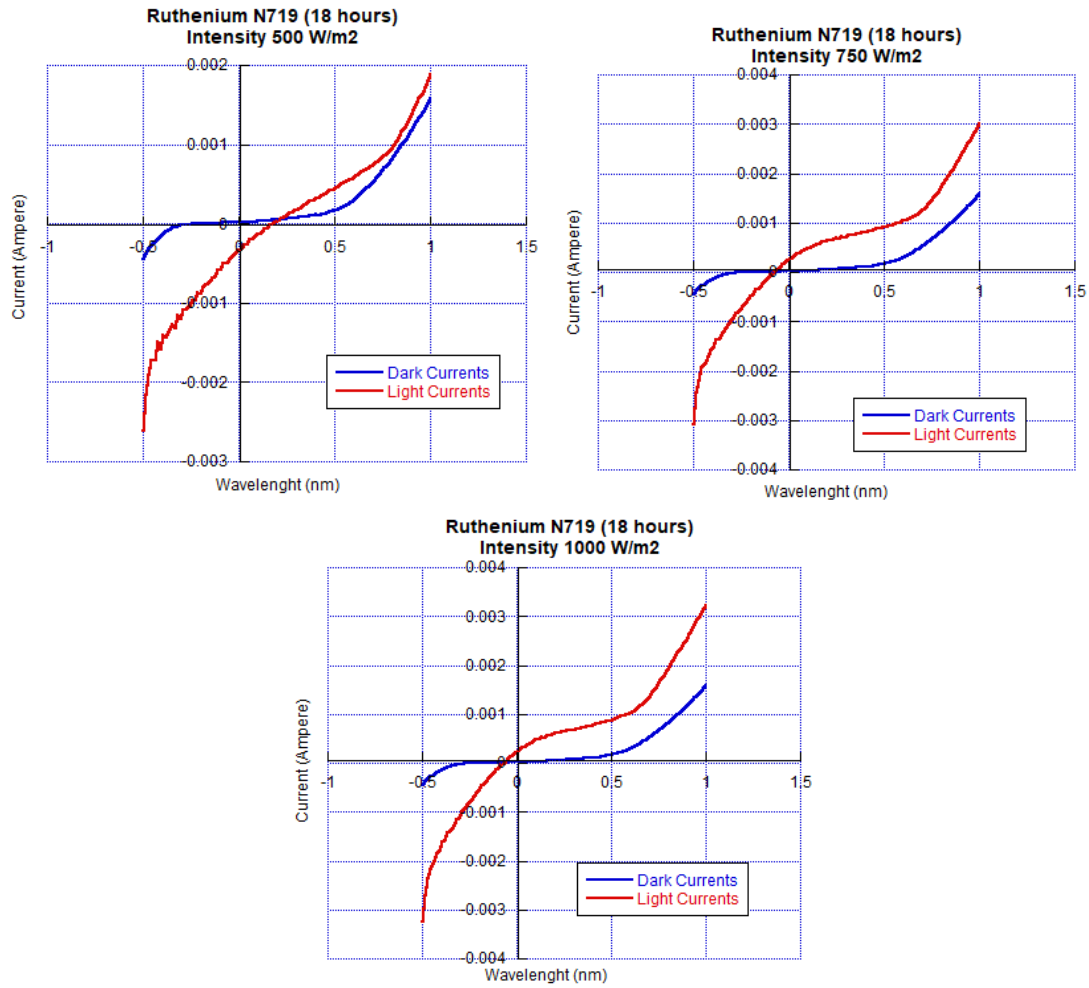
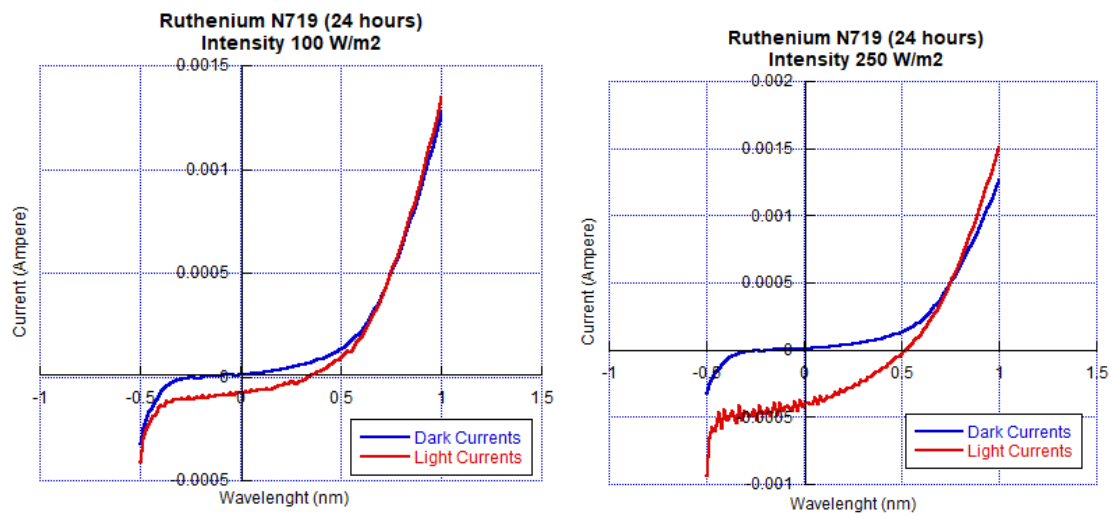


Fig. 2: Chart conductivity at 18 hours immersion.



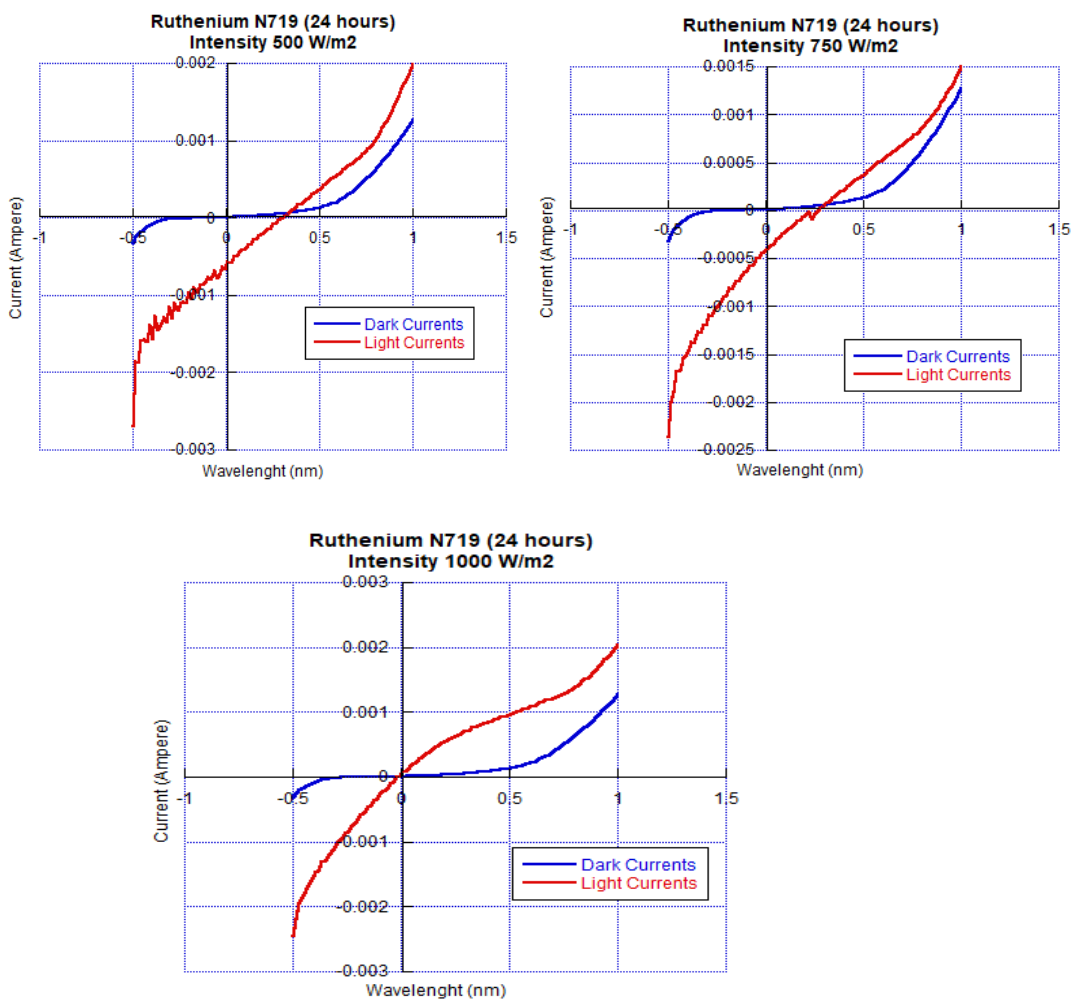


Fig. 3: Chart conductivity at 24 hours immersion.

Table 1: DSSC generated efficiency.

Method immersion	Intensity (W/m ²)	Imax (Ampere)	Vmax (Volt)	Isc (Ampere)	Voc (Volt)	Fill Factor	Efficiency (%)
18 hours	100	3.3×10^{-6}	0.28	8.2×10^{-6}	0.28	2.7×10^{-10}	0.034
	250	1.2×10^{-5}	0.46	4.5×10^{-4}	0.46	5.8×10^{-9}	0.125
	500	1.3×10^{-5}	0.16	3.2×10^{-4}	0.16	4.4×10^{-9}	0.012
	750	1.8×10^{-4}	0.28	2.8×10^{-4}	0.38	1.4×10^{-7}	0.184
	1000	5.7×10^{-4}	0.17	2.5×10^{-4}	0.23	1.0×10^{-7}	0.060
24 hours	100	1.1×10^{-5}	0.37	7.9×10^{-5}	0.37	8.7×10^{-10}	0.004
	250	3.6×10^{-6}	0.52	3.9×10^{-4}	0.52	1.4×10^{-9}	0.028
	500	1.6×10^{-5}	0.31	5.6×10^{-4}	0.31	9.0×10^{-9}	0.021
	750	2.7×10^{-5}	0.28	3.9×10^{-4}	0.28	1.1×10^{-8}	0.010
	1000	4.8×10^{-4}	0.17	7.5×10^{-5}	0.32	1.9×10^{-8}	0.101

The results of the optimization showed the efficiency gained in this study is 0.184% using dye Ruthenium (N719) in table 1, using Pt (Hexachloroplatinic (IV) acid 10%) As an opponent electrode. From Table 1 can be explained that the longer the immersion process can result in the ruthenium dye injection process towards TiO₂ scrape the surface of the electrode so that the resulting efficiency is unstable.

Figure 2 and figure 3 showed illumination of the halogen lamp with variations in intensity at 18 hours and 24 hours. Variation of intensity [100, 250, 500, 750 and 1000 W/m²] show conductivity cell. Conductors of 18 hours are higher than 24-hour conductivity. This is because the electron that flows on the 18-hour cell is relatively stable, so the currents that result in more than the intensity of the 24-hour cell.

4 Conclusions

Measurement and analysis of the absorption spectral of Ruthenium dye have been performed with varying intensity and immersion. The results showed that Ruthenium dye had a spectrum of absorption in wavelengths between 200 – 600 nm, thereby Ruthenium was able to absorb light at a wavelength range of visible light (visible). The higher the concentration then the higher the efficiency is generated. This makes ruthenium materials need to be investigated as a DSSC sensitizer material. Long immersion ruthenium dyes may affect DSSC performance. Awarding of Pt (Hexachloroplatinic (IV) acid 10%) On the opponent's electrode provides better performance on DSSC. Pt (Hexachloroplatinic (IV) acid 10%) Catalyzes accelerating the redox reaction with electrolytes. The resulting efficiency is 0.2%.

Acknowledgements

The researcher thanked the laboratory manager of FMIPA UNS Surakarta and the research team.

References

- [1] S.M. Ho Soon Min, E. Saif, T. Bouhal, S. Ng, M. Munaaim Solar energy development: case study in Malaysia and Morocco. *International Journal on Emerging Technologies.*, **10(1)**, 106-113, 2019.
- [2] S.M. Ho, A. Lomi, O. Edmund, R. Urrego. Investigation of solar energy: the case study in Malaysia, Indonesia, Colombia and Nigeria. *International Journal of Renewable Energy Research*, **9(1)**, 86-95, 2019.
- [3] Osamah, A. Anees, B. Hammed, S. Mahdi, Solar pond as a low grade energy source for water desalination and power generation: a short review. *Renewable Energy and Environmental Sustainability*, <https://doi.org/10.1051/rees/201900>, 2000.
- [4] M. Qadir, K. Sun, I. Sahito, A. Arbab, B. Choi. Composite Multi-Functional over Layer: A Novel Design to Improve the Photovoltaic Performance of DSSC.” *Solar Energy Materials and Solar Cells.*, **140**, 141–149, 2015.
- [5] S.M. Ho, Hardani, Cari, A. Supriyanto. Thin Film-Based Solar Cell and Dye-Sensitized Solar Cells: Review. *International Journal of Advanced Science and Technology.*, **29**, 2413–2426, 2020.
- [6] S. Uchida, K. Takaya, S. Hiroshi, Secure & Efficient Dssc with Nano-Clay Electrolyte. *Advanced Optoelectronics for Energy and Environment*, 2013, <https://www.osapublishing.org/abstract.cfm?URI=AOEE-2013-ASu2B.2>.
- [7] S.M. Ho. Deposition of Metal Sulphide Thin Films by Chemical Bath Deposition Technique: Review. *International Journal of Thin Films Science and Technology.*, **10 (1)**, 45-57, 2021.
- [8] Hardani, H. Darmaja, M. Iman, Cari, S. Agus, Effect of photo sensitizer halogen ruthenium (N719) light intensity variation in dye sensitized solar cell (DSSC). *Journal of Physics Research and its Application*, DOI: <http://dx.doi.org/10.26740/jpfa.v6n2.p70-76>, 2016.
- [9] K. Adrian. 2011. *Principles of Solar Cells , LEDs and Diodes: the Role of the PN Junction*. Wiley, 2011.
- [10] S. Moon, J. Se, H. Sang, W. Min, H. Jisu, Monolithic DSSC/CIGS Tandem Solar Cell Fabricated by a Solution Process. *Scientific Reports*, <https://doi.org/10.1038/srep08970>, 2015.
- [11] S.M. Ho, Studies of Power Conversion Efficiency and Optical Properties of Ni₃Pb₂S₂ Thin Films, *Makara Journal of Science*, doi: 10.7454/mss.v21i3.7496, 2017.
- [12] A. Hagfeldt, B. Didriksson, T. Palmqvist, H. Lindstrom, S. Sodergren, H. Rensmo, E. Lindquist. Verification of high efficiencies for the Gratzel cell a 7% efficient solar cell based on dye sensitized colloidal TiO₂ films. *Solar Energy Materials and Solar Cells.*, **31**, 481–488, 1994.
- [13] Hardani, Cari, A. Supriyanto. Efficiency of Dye-Sensitized Solar Cell (DSSC) Improvement as a Light Party TiO₂-Nano Particle with Extract Pigment Mangosteen Peel (*Garcinia Mangostana*). *AIP Conference Proceedings*, <https://doi.org/10.1063/1.5054406>, 2018.
- [14] S.Raavi, G. Granchini, A. Abruzzi, H. Snaith. Improved Performances in Annealed P3HT-Based Dye Sensitized Solar Cells (DSSC): A Detailed Morphological and Spectroscopic Investigation. in *Renewable Energy and the Environment*, OSA Technical Digest (CD) (Optical Society of America, 2011), paper PThD6.
- [15] M. Bastianini, R. Vivani, M. Nocchetti, D. Costenaro, C. Bisio, L. Marchese. Effect of Iodine Intercalation in Nanosized Layered Double Hydroxides for the Preparation of Quasi-Solid Electrolyte in DSSC Devices. *Solar Energy.*, **107**, 692–699, 2014.

- [16] Cari, A. Supriyanto, U. Fadli, B. Prasada. 2016. "Fabrication and Characterization of Sansevieria Trifasciata, Pandanus Amaryllifolius and Cassia Angustifolia as Photosensitizer for Dye Sensitized Solar Cells." *Journal of Physics: Conference Series*, <https://doi.org/10.1088/1742-6596/710/1/012027>, 2016.
- [17] D. Newell, M. Duffy, R. Twohig. Effects of DSSC Configuration on Power Conversion Efficiency. 2014 IEEE Applied Power Electronics Conference and Exposition - APEC 2014, DOI:10.1109/APEC.2014.6803756.
- [18] Hardani, H. Alpiana, M. Lily. The Efficiency of Dye-Sensitized Solar Cell (DSSC) Improvement as a Light Party TiO₂-Nano Particle with Extract Pigment Mangosteen Peel (*Garcinia Mangostana*) with various solvents. *Jurnal Bahan Alam Terbarukan.*, **7**, 142-148, 2018.
- [19] G. Weidenspointner, R. Andritschke, S. Aschauer, F. Erdinger, P. Fischer, K. Hansen, M. Kirchgessner, Calibration of the Non-Linear System Response of a Prototype Set-up of the DSSC Detector for the European XFEL. 2012 IEEE Nuclear Science Symposium and Medical Imaging Conference Record. DOI: 10.1109/NSSMIC.2012.6551154.
- [20] S. Agarwala, M. Kevin, S. Wong, C. Peh, V. Thavasi, W. Ho. Mesophase Ordering of TiO₂ Film with High Surface Area and Strong Light Harvesting for Dye-Sensitized Solar Cell. *ACS Applied Materials & Interfaces.*, **2**, 1844-1850, 2010.
- [21] K. Cho, L. Seungwoo, Y. Lee, Y. Jun, J. Park. Enhancement of Dye-Sensitized Solar Cell (DSSC) Performance Using Polymeric Spectacular Reflectance Film. 239th ACS National Meeting and Exposition San Francisco, CA, United States, ACS National Meeting Book of Abstract, 2010.
- [22] H. Li, T. Qi, F. Cai, X. Hu, H. Lu, Y. Yan. Optimized Photonic Crystal Structure for DSSC. *Solar Energy.*, **86**, 3430-3437, 2012.
- [23] J. Chae, D. Kim, S. Kim, M. Kang. Photovoltaic Efficiency on Dye-Sensitized Solar Cells (DSSC) Assembled Using Ga-Incorporated TiO₂ Materials. *Journal of Industrial and Engineering Chemistry.*, **16**, 906-911, 2010.
- [24] M. Wang, Y. Wang, J. Li. ZnO Nanowire Arrays Coating on TiO₂ Nanoparticles as a Composite Photoanode for a High Efficiency DSSC. *Chemical Communications.*, **47**, 11246-11248, 2011.
- [25] H. Hardani, M. Lily, Cari, S. Agus. Improved performance of dye sensitized solar cells with TiO₂ nano particles by using the carrot as a dye solar cell application. *Jurnal Fisika Flux.*, **16**, 61-68, 2019.
- [26] Hardani, L. Maysari. Enhanced performance of dye sensitized solar cells using melinjo peel (*Gnetum gnemon*) dye as sensitizer. *Indonesian Physical Review.*, **3**, 106-115, 2019.
- [27] M. Grätzel, Dye-Sensitized Solar Cells. *Journal of Photochemistry and Photobiology C: Photochemistry Reviews.*, **4**, 145-153, 2003.
- [28] A. Khatibi, R. Fatemeh, M. Hossein. Generation and Combination of the Solar Cells: A Current Model Review. *Energy Science and Engineering.*, **7**, 305-322, 2019.
- [29] E. Yoneda, M. Nazeeruddin, M. Craetzel. Cyclometalated Ruthenium Dyes for DSSC. *Journal of Photopolymer Science and Technology.*, **25**, 175-181, 2012.
- [30] C. Jie, F. Bai, J. Wang, L. Hao, Z. Xie, Q. Pan, H. Zhang. Theoretical Studies on Spectroscopic Properties of Ruthenium Sensitizers Adsorbed to TiO₂ Film Surface with Connection Mode for DSSC. *Dyes and Pigments.*, **94**, 459-468, 2012.
- [31] J. Poortmans, V. Arkhipov. *Thin Film Solar Cells: Fabrication, Characterization and Applications.* Wiley, 2006.
- [32] M. Qadir, K. Chul, I. Ali, A. Ayoub, B. Jin, S. Chul. Composite Multi-Functional over Layer: A Novel Design to Improve the Photovoltaic Performance of DSSC. *Solar Energy Materials and Solar Cells.*, **140**, 141-149, 2015.