

2021

Emphasizing the components of fashion design by using minimalist drawing techniques

Wafaa Abd Elradi Qurashi

Assistant Professor, Fashion and Apparel Design Department, Faculty of Applied Arts, Helwan University,
warady@hotmail.com

Follow this and additional works at: <https://digitalcommons.aaru.edu.jo/faa-design>



Part of the [Art and Design Commons](#)

Recommended Citation

Qurashi, Wafaa Abd Elradi (2021) "Emphasizing the components of fashion design by using minimalist drawing techniques," *International Design Journal*: Vol. 11 : Iss. 3 , Article 27.

Available at: <https://digitalcommons.aaru.edu.jo/faa-design/vol11/iss3/27>

This Article is brought to you for free and open access by Arab Journals Platform. It has been accepted for inclusion in International Design Journal by an authorized editor. The journal is hosted on [Digital Commons](#), an Elsevier platform. For more information, please contact rakan@aar.edu.jo, marah@aar.edu.jo, dr_ahmad@aar.edu.jo.

Emphasizing the components of fashion design by using minimalist drawing techniques

Wafaa Abd Elradi Qurashi

Assistant Professor, Fashion and Apparel Design Department, Faculty of Applied Arts, Helwan University, e-mail: warady@hotmail.com

Abstract:

The **research problem** can be summarized in 3 queries; Can minimalist drawing be used to express the main components of design (silhouette, fabric and pattern)? To what extent the success of suggested techniques? Are there criteria for using its techniques to express component of design? The main **objective** of present study has been to argue the methods of minimalist art in order to develop fashion illustration techniques and explore the most successful method that could express main fashion design components (silhouette - material - pattern details), discover methods to suit each design type, also add aesthetic value. **Results:** The study presented a set of minimalist art methods applied on (12) samples of fashion designs. they were different in highlights points, one of them was focusing on silhouettes and others on the pattern and others surface details of the material, and then making a questionnaire form to evaluate these samples, the statistical results identified the best methods that have been applied and express design's components according to its type, in addition to the best methods used in all types of designs were the lines tech then color tech according to the research samples preferences.

Keywords:

minimalist art ,
fashion design,
fashion illustration.

Paper received 15th February 2020, Accepted 25th March 2021, Published 1st of May 2021

Introduction:

At the moment we are seeing a rise in the trend of minimalism, this is due to its ability to attract attention with the least, so If the designers and fashion illustrator are able to achieve Maximum creativity using minimum elements, the recipients will appreciate this and pay more Attention to their products or designs. This may sound like a simple principle, but achieving excellence in a minimalist style requires great skill. Artists and designers are asked to break things down into their basic elements, using simple shapes to produce harmonious work. Hence, the researcher is interested in simple art, and the extent to which it can be used in fashion illustration to express ideas and designs. From this perspective the main objectives of present study have been to argue the methods of minimalist art in order to develop fashion illustration techniques and explore the most successful method that could express main fashion design components (silhouette - material - pattern details), discover methods to suit each design type, also add aesthetic value. The following study presents a set of minimalist art methods were applied on (12) samples of fashion designs. they were different in highlights points, one of them was focusing on silhouettes and others on the pattern and others surface details of the material, and then making a questionnaire

form to evaluate these samples, the statistical results identified the best methods that have been applied and express design's components according to its type, in addition to the best methods used in all types of designs were the lines tech then color tech according to the research samples preferences.

Fashion drawing has evolved and diverted over time to reflect an aesthetic style proportionate with cultural and social values, it works for different purposes according to its intended use, where a fashion sketch which prepared for a model maker should contain the smallest details and finish, While the personal sketch does not require these details, it is sufficient to express the idea, purpose, and describing the mood and the situation with simply and purely form (1).

Whereas, the art of fashion illustration has rules and principles based on proven scientific facts. It is necessary for a fashion designer to base his work on them while at the same time striving to discover new methods that enhance and refine his skills. Without restricting his creations, this comes through knowledge of artistic trends, and contemporary arts and their impact on the art of fashion drawing It has been noted that the simpler, daring, cheerful, and rule-breaking styles used for illustration are more likely to enhance ideas and concepts it makes it attractive and competitive (2).

the minimalist art is one of art movements, it's an extreme form of abstract art which appeared in the 50th of the last century and strongly returned backed, it become a trend its affect appeared in many fields as architecture, design, landscaped and illustration art... etc.


Minimalism is interesting about simplicity of form and color That means subtracting more details uses less colors and shapes but it definitely goes much beyond squares, rectangles, horizontal and vertical lines and primary colors. And the total number of shades is strictly limited. this restrictions of minimalism can be seen as more space for creativity in design. (3) That's what Steve Jobs meant by "getting your thinking clean to make it simple. Hence, the researcher is interested in minimalist art, and the extent to which it can be used in fashion illustration to express ideas and designs simply, although minimalism is based on simplification, it is a complex process that revolves around a list of rules. In order to be able to fully understand the concept of minimalism, this requires to be able to define the true value that each element adds to design and drawing.

This is what the researcher tries to answer in the study by creating a link between the components of fashion design and the minimal techniques that can express it.


Problem of statement:

The research problem can be summarized as:


1. Can minimalist drawing be used to express



Fig(1); Frank Stella, title not known, 1967.



Fig(2); Agnes Martin 1977, watercolor and graphite on paper.



Fig(3); Donald Judd - Galvanized Iron 17, 1973

Minimalist art known by clarity, purpose and intentionality at its core, minimalist is promoting items that support purpose and removing everything that distracts from it. The main characteristics of minimalist painting art are:

- One of the most common is repetition. The painters create their works by repeating lines and colors, or creating multiple images of the same shape.
- The main feature is excessive simplicity. many works have been summarized to the fewest possible lines or forms.
- Focuses on line, color and Sharp Geometrical

the main components of design (silhouette, fabric and pattern)?

2. To what extent the success of suggested techniques?
3. Are there criteria for using its techniques to express component of design?

Research objectives:

1. Access the best technique that can be applied to emphasize the main components of the design that express the core of the design.
2. Establish standards for using the minimal techniques to suit every clothing design.

Theoretical Framework:

Minimalism art:

Minimalism movement appeared in New York in the early 1950s among artists who began rebelling against recent art they believed it was obsolete and academic, Frank Stella One of the most famous innovators of this artistic movement whose Black Paintings were exhibited at the Museum of Modern Art in New York in 1959 fig (1), It can be seen as an extension of the abstract idea that art should have its own reality and not an imitation of something else. The new art favored the cool over the dramatic, so no attempt to represent an external reality or reflect an experience such as an emotion or feeling. By the 1960s and 1970s, Minimalism had spread to America and Europe with Dan Flavin, Sol LeWitt, Agnes Martin fig (2) Donald Judd fig (3) and Robert Morris (4).

Squares as rectangles and circles. Areas are smooth and finished, freed from obvious brushstrokes.

- Use big and small units together to create an integrity relationship.
- Early works tended to be limited to one color and related hues (such as black, gray, and white). There are fine, strict boundaries between color regions. There is no shading or subtle transition. Connotation and symbolizations are not used (3)(5).

Important of minimalist art:

The main idea in minimalist illustration is to say

more by showing less. (less is more) Basically, by removing whatever is deemed unnecessary and leaving only the essentials which express the idea preserving both time and effort. As that simplicity is easier to remember than complexity, which is uncomfortable and visually cumbersome. The simplicity requires choosing only one or two items, presenting them efficiently, and focusing on them, that increases convincing with idea (3).

Fashion design:

fashion designers concerned about a bunch of common items and components of fashion that combine together in the fashion design process to create amazing garments it can be collected in:

1. **The silhouette of the clothes** is the basic shape formed by the outer lines of clothing (outline) it's the clearest visible element of the clothes. It creates the first effect before any other details are noticed.

2. **Pattern lines** refers to details that divide the space within clothes like darts, cutouts, seams, sleeve hems, collars, lapels, bands, frills, ruffles, panels, pleats, tucks, gathers and pockets...etc.
3. **Fabric details** starting from color, prints ,texture and embellishment like embroidery, applique, and fringesetc.(6)(7).

Fashion illustrators use minimalist art:

Some fashion designers and illustrators have been influenced by this art in the way they express fashion design such as Tobie Giddio, Piet Paris, Malika Favre, and Miyuki Ohashi.

Tobie Giddio:

Her work explored abstraction and expression of inner beauty by shapes, colors and forms depending on contrast between delicate watercolor and by bold brightly color marker pen (8) fig (4).




Fig (4): minimalist illustration by Tobie Giddio.

Piet Paris:

Piet's style has many layers and strong formulations it made with stencil. It consists of flat areas of color with residual spaces, straight lines

and geometric forms. resulting in flat, two-dimensional space. Contrasts play a major role in his work which is mainly based on collage technique. (9) fig (5).




Fig (5): minimalist illustration Piet Paris.

Malika Favre:

The French graphic designer Favre creates work that is characterized by a striking minimalism, that

no line, no shape and no color is wasted, she creates images of depth colorful, bold, minimalistic and narrative (10) fig (6).



Fig (6): minimalist illustration by Malika Favre.

Miyuki Ohashi:

Miyuki Ohashi is a Tokyo-based fashion illustrator currently working for Dior on various

campaigns his work Simple and elegant. he uses acrylic and ink. He executes his works with minimal strokes of the brush and relies heavily on line to express the subject fig (7).



Fig (7): minimalist illustration by Miyuki Ohashi.

Jenny Walton:

She is a young talented illustrator currently based in Brooklyn Her style of drawing is classic and very individual by keeping her tools simple

(markers, watercolours, sketchbooks). her illustration similar to style of covers for Harper’s Bazaar or Vogue respectively in the 1930s and 1940s.(11) fig(8).



Fig (8): minimalist illustration by Jenny Walton.

Methodology:

The researcher seeks to use the simplest ways, to record and understand the ideas of fashion design which can be achieved and expressed by any one or more of three basic components in fashion design (silhouette of the clothes- Pattern lines-fabric details), that the researcher observed after reviewing the models of minimalist fashion drawings, that is some illustrators relied on the techniques of:

1. Color by:

- ‘Hard-Edged’, through sharp transitions between solid color areas.

- In addition to using negative space, leaving some areas without colors, as the background color plays a role in complementing the drawing, that it creates invisible lines that complement the shape.
- The color palette is often limited.it can be monochromatic color or analogous color three colors that sit next to each other on the color wheel and contrast color.
- The minimalist color palette includes in light colors. As pale blue, light green, a soft grey, a faded orange, pink, brown used in background.

- Describe the fragments resulting from movement in two or three shades of color.

2. Forms by:

- The researcher summarized the shape of the model and design into a group of geometric shapes.
- Using very limited shapes as possible in construction of forms.
- Leaving not much more than an impression of form by cut out the unnecessary parts.

3. Line by:

- Drawing the model by delineating the edges and shapes with a few simple lines.
- Use different lines of thicknesses, lengths and sharpness to express components of design.

Therefore, the researcher chose a group (12) of diverse designs that varied in highlighting the idea between silhouette, pattern lines, and material, in which (4) designs in which the focal point of the design was highly dependent on silhouettes, (4) designs based on patterned lines, and (4) designs based on the fabric details, every used design has drawn in three minimalist techniques (form -line -color), to measure which methods is the best for enhance distinguishing feature of design whether the pattern, the material, or the silhouette with high ability degree of expressing the main idea of design to make this study as guide for illustrators during the drawing process that is main aim of this paper for evaluation fashion minimalist techniques, the researcher made a questionnaire

composed of 5 items as follows:

1. The success of the method in expressing the design.
2. The method added aesthetic values to the drawing.
3. The Focus on the basic components of the design.
4. Appropriate of method for the design.
5. The method struck a balance between simplicity and clarity of design.

Each item assessed on 5- degree (5= strongly agree, 1= strongly disagree). The experimental works were evaluated by a ten professors and assistant professors in the field of fashion design. The following is an over view of three minimalist fashion techniques applied on 12 samples of fashion designs.

Designs focused in silhouette:

The researcher used 4 designs in which the silhouette stands out significantly, regardless of the little details. then each used design has drawn in three minimalist techniques (form, line, color).

Design (1):

Draped dress with balloon sleeves and additional fullness pleated, gathered to one side in big round knot as image (1). The most important characteristic of this design is the tapered shape at the bottom of the design with the large circle on the left side and the balloon inflated for the sleeve, which was confirmed by the researcher during the construction of the drawn figure as shown below.



Image(1)



A1:Form tech



B1:line tech



C1:color tech

Design (2):

Top one shoulder top and extending diagonally to under the other arm and Riding pants with drop Front rounded expand at thighs and narrow legs straight cut below the knee as image (2). The most

important characteristic of this design is the circular shape that resembles the wings on both sides of the trousers, which the researcher emphasized during the construction of the shape.



Image(2)



A2:Form tech



B2:line tech



C2:color tech

Design (3):

Sleeveless Dress with wide horizontal neckline, Cropped top and peg-top skirt with many big ruffles as image (3). The most important

characteristic of the dress is the inverted conical shape, which the researcher emphasized during the construction of the drawn figure.



Image(3)



A3:Form tech



B3:line tech



C3:color tech

Design (4):

loose shirt with V neck long Lantern sleeve and Jamaica shorts, as image (4). The most important

characteristic of this design is the circular shape like a balloon, which is the researcher relied on during the construction of the drawn shape.



Image(4)



A4:Form tech



B4:line tech



C4:color tech

Designs focused in pattern lines:

The researcher used 4 designs in which pattern lines the stands out significantly, then each used design has drawn in three minimalist techniques (form, line, color).

Design (5):

Wide trousers under notched sleeveless Long coat without buttons with warped front held closed, by tie belt, as image (5), The design is based on a rectangle shape and Y-shaped pattern lines.



Image(5)



A5:Form tech



B5:line tech




C5:color tech

Design (6):

Shirtwaist dress with wide band collar fixed on the left side it buttoned from neck to waist, with a

straight skirt has detachable belt on waist as image (6). The design is based on a rectangle shape and almost 7 shaped pattern lines.



Image(6)



A6:Form tech



B6:line tech



C6:color tech

Design (7):

Trapeze Dress without waistline seam, more flare at the hemline with a row of ruffle is attached, as image (7). The most important characteristic of

this design is the wide circular shape that resembles a fan, and repeated M shaped pattern details.



Image(7)



A7:Form tech



B7:line tech



C7:color tech

Design (8):

Dress with flaring hem and Sleeveless outer top

with cut in a rectangle geometric shape it has slits for the arms, as image (8).



Image(8)



A8:Form tech



B8:line tech



C8:color tech

Designs focused in fabric surface:

The researcher used 4 designs in which the materials used varied between printed, textured or embroidery materials then each used design has drawn in three minimalist techniques (form, line, color).

This is a short chemise Made of lace fabric with A silhouette it is narrow at the top and widens towards the hem in a gradual manner it has bell sleeves, as image (9). The most important characteristic of the design is the bell shape with an ornament all over the surface of the material.

Design (9):



Image(9)



A9:Form tech



B9:line tech



C9:color tech

Design (10):

This is Striped wool jacket and Pleated skirt, jacket with separated seam at the waist to which a ruffle shaped is attached. And Large wide band

collar, as image (10). The most important characteristic of the design is the horizontal striped lines with bright colors.



Image(10)



A10:Form tech



B10:line tech



C10:color tech

Design (11):

Asymmetric one-shoulder wrap front printed pencil dress without waist line, as image (11). The

most important characteristic of the design is the way the printed units are distributed, directing the eye on the details of the design lines.



Image(11)



A11:Form tech



B11:line tech



C11:color tech

Design (12):

One Shoulder Slit Sleeve blouse and striped wide-legged pant, as image (12). The most important

characteristic of the design is the clear contrast between the red color on the white background at the top and the striped lines at the bottom.



Image(12)



A12:Form tech



B12:line tech



C12:color tech

Results

Table (1) Average of every sample on the minimalist (form) technique(A).

	D1	D2	D3	D4	D5	D6	D7	D8	D9	D10	D11	D12
Ref 1	4.60	4.40	4.65	4.70	4.40	4.30	3.90	4.10	4.05	3.90	3.90	3.90
Ref2	4.60	4.30	4.70	4.70	4.20	4.25	3.95	4.00	4.30	3.95	3.95	3.90
Ref 3	4.55	4.30	4.60	4.90	4.30	4.20	4.00	4.20	4.10	4.00	4.00	4.00
Ref 4	4.60	4.35	4.85	4.75	4.35	4.10	4.10	4.15	4.20	4.10	3.85	4.10
Ref 5	4.65	4.20	4.65	4.80	4.25	4.15	3.95	4.20	4.05	4.00	3.85	4.05
Ref 6	4.70	4.20	4.40	4.75	4.35	4.10	3.95	4.00	4.10	3.85	3.80	4.05
Ref 7	4.60	4.25	4.70	4.80	4.20	4.10	4.10	4.10	4.20	3.90	4.00	4.20
Ref 8	4.55	4.40	4.40	4.65	4.25	4.20	4.00	4.10	4.05	4.00	4.10	4.20
Ref9	4.50	4.25	4.70	4.65	4.30	4.15	3.80	4.15	4.10	3.80	4.05	4.10
Ref 10	4.60	4.35	4.70	4.90	4.40	4.25	3.80	4.00	4.20	3.85	4.05	4.05
MEAN	4.60	4.30	4.64	4.76	4.30	4.18	3.96	4.10	4.14	3.94	3.96	4.06
	0.06	0.07	0.14	0.09	0.07	0.07	0.10	0.08	0.09	0.09	0.10	0.10

It is evident from Table (1) that the four designs (1,2,3 and 4) have close results and achieve the

highest ratings with slight differences where the sample no. 4 it came first with an average of 4.76



following by the sample no. 3 in the second with an average of 4.64, the sample no. 1 came in the third with an average of 4.60, the sample no.2&5 came in fourth with an average of 4.30 then the sample no. 6 came in the fifth with an average of 4.18, the sample no. 9 came in the sixth with an

average of 4.14, the sample no 8 came in the seventh with an average of 4.10, the sample no .12 came in the eighth with an average of 4.06, the sample no. 7&11 came in the ninth with an average of 3.96, finally the sample no. 10. came in the last position with an average 3.94.

Table (2) Average of every sample on the minimalist (line) technique(B)

	D1	D2	D3	D4	D5	D6	D7	D8	D9	D10	D11	D12
Ref 1	4.25	4.30	4.40	4.20	4.25	4.40	4.25	4.50	4.20	4.10	4.30	4.25
Ref 2	4.30	4.35	4.20	4.25	4.20	4.35	4.30	4.50	4.30	4.20	4.35	4.25
Ref3	4.20	4.40	4.30	4.00	4.25	4.50	4.30	4.45	4.35	4.15	4.25	4.15
Ref4	4.25	4.30	4.35	4.00	4.30	4.45	4.35	4.40	4.20	4.25	4.30	4.30
Ref 5	4.30	4.40	4.40	4.30	4.20	4.45	4.25	4.50	4.40	4.20	4.20	4.30
Ref 6	4.15	4.35	4.30	4.25	4.25	4.40	4.30	4.55	4.30	4.15	4.35	4.20
Ref 7	4.25	4.20	4.30	4.30	4.25	4.50	4.35	4.45	4.35	4.00	4.20	4.25
Ref 8	4.20	4.20	4.40	4.20	4.35	4.45	4.30	4.40	4.30	4.00	4.15	4.15
Ref 9	4.30	4.30	4.35	4.20	4.30	4.35	4.40	4.50	4.25	4.10	4.35	4.35
Ref 10	4.25	4.25	4.35	4.30	4.30	4.45	4.35	4.60	4.30	4.20	4.25	4.35
MEAN	4.25	4.31	4.34	4.20	4.27	4.43	4.32	4.49	4.30	4.14	4.27	4.26
	0.05	0.07	0.06	0.11	0.05	0.05	0.05	0.06	0.06	0.09	0.07	0.07

It is evident from Table (2) that the designs have a close result with slight differences that the sample no. 8 it came first with an average of 4.49 following by the sample no. 6 in the second with an average of 4.43, the sample no. 3 came in the third with an average of 4.34, the sample no.7 came in fourth with an average of 4.32 ,then the sample no. 2 came in the fifth with an average of

4.31, the sample no. 9 came in the sixth with an average of 4.30, the sample no 5&11 came in the seventh with an average of 4.27, the sample no .12 came in the eighth with an average of 4.26, the sample no. 1 came in the ninth with an average of 4.25, the sample no .4 came in the eighth with an average of 4.20, finally the sample no. 10. came in the last position with an average 4.14.

Table (3) Average of every sample on the minimalist (color) technique (C).

	D1	D2	D3	D4	D5	D6	D7	D8	D9	D10	D11	D12
Ref 1	4.45	4.40	4.45	4.30	3.80	3.69	3.69	3.34	4.50	4.60	4.45	4.45
Ref2	4.50	4.45	4.40	4.40	4.20	3.50	3.50	3.50	4.35	4.70	4.35	4.50
Ref 3	4.40	4.50	4.35	4.35	3.60	4.17	4.17	3.49	4.45	4.65	4.30	4.45
Ref 4	4.35	4.35	4.35	4.45	4.00	4.91	4.91	5.26	4.50	4.70	4.40	4.50
Ref 5	4.40	4.45	4.50	4.45	5.00	5.00	5.00	5.00	4.45	4.65	4.40	4.40
Ref 6	4.45	4.50	4.40	4.40	3.80	2.77	2.77	2.09	4.50	4.75	4.40	4.45
Ref 7	4.35	4.40	4.45	4.35	3.60	3.00	3.00	3.00	4.40	4.60	4.45	4.50
Ref 8	4.30	4.40	4.40	4.40	5.00	5.86	5.86	7.23	4.35	4.75	4.35	4.40
Ref9	4.50	4.45	4.35	4.30	4.00	3.46	3.46	2.43	4.50	4.65	4.45	4.45
Ref 10	4.40	4.35	4.40	4.45	4.40	2.77	2.77	2.09	4.45	4.60	4.45	4.45
MEAN	4.41	4.43	4.41	4.39	4.14	3.91	3.91	3.74	4.45	4.67	4.40	4.46
	0.07	0.05	0.05	0.06	0.52	1.05	1.05	1.64	0.06	0.06	0.05	0.04

It is evident from Table (3) that the four designs (9,10,11 and 12) have close results and achieve the highest ratings with slight differences followed by the designs (1,2,3 and 4) where the sample no. 10 it came first with an average of 4.67 following by the sample no. 12 in the second with an average of

4.46, the sample no. 9 came in the third with an average of 4.45, the sample no.2 came in fourth with an average of 4.43 then the sample no. 1&3 came in the fifth with an average of 4.41, the sample no. 11 came in the sixth with an average of 4.40, the sample no 4 came in the seventh with

an average of 4.39, the sample no. 6 & 7 came in the eighth with an average of 3.91, finally the sample

no. 8. came in the last position with an average 3.74.

Table (4): A comparison of average between the minimalist techniques (form-line-color)

Group	design	tech(A)	tech(B)	tech(C)
Group 1 (silhouette)	D1	4.60	4.25	4.41
	D2	4.30	4.31	4.43
	D3	4.64	4.34	4.41
	D4	4.76	4.20	4.39
	Mean	4.57	4.27	4.41
Group 2 (pattern-lines)	D5	4.30	4.27	4.14
	D6	4.18	4.43	3.91
	D7	3.96	4.32	3.91
	D8	4.10	4.49	3.74
	Mean	4.13	4.37	3.93
Group 3 (fabric surface)	D9	4.14	4.30	4.45
	D10	3.94	4.14	4.67
	D11	3.96	4.27	4.40
	D12	4.06	4.26	4.46
	Mean	4.02	4.24	4.49
	Group Mean	4.24	4.29	4.27

By comparison averages in tables (1-4) the results indicate that:

1- All the techniques succeeded in expressing components of fashion design they all have a positive result and close results with slight differences where the best technique is Line with an average of 4.29 followed by color tech with an average of 4.27 and then form tech with an average of 4.24.

2- The best technique suited to designs focused in silhouette and achieved the highest results was form tech with an average of 4.57. while the best technique suited to designs focused in pattern lines and achieved the highest results was form tech with an average of 4.37, whereas the best technique suited to designs focused in fabric surface and achieved the highest results was form tech with an average of 4.49.

Discussion:

Other than using the traditional fashion drawing technique to express a design idea, minimalist drawing different techniques can be used. But the main design components (silhouette - pattern details - texture surface) have a great influence on the success of the fashion design idea through minimalist techniques. It was also found out through experimental work that:

1- The best technique which expresses the design idea and its components was lines tech, it keeps the clarifying of design by showing its different components with a way that combines simplicity and clarity, lines helped to simplify the shape of silhouette and express places of pattern lines and

its direction of the angles resulting from the movement, in addition to express the surface of the material with lines of different thicknesses.

2- The best way to express silhouettes was the form technique, and this is due to the ability of the form to express the external shape of the silhouette resulting from a group of overlapping geometric shapes. In addition, its ability to express the three dimensions of the design form (length, width and depth) which ultimately express the external outfit and interior details of the design without distraction from the silhouettes.

3- While lines technique is the best way to express pattern details, it is suited for simplifying the complex pattern and capturing the general pattern details in addition to express the shading which is used to emphasize placement of fabric folds and function areas in design by simplest various lines giving sense of depth and action.

4- The best way to express fabric surface (texture, knit or stitch, prints ...) was the color block techniques. In this method, the design colors are contrasted with the background colors, thus playing up the shape of silhouette then highlighting the interior areas by adding color tones which make a more dimensional look, that complementary combination creates an eye-catching look to design details keeping the entire aesthetic clean and minimal.

Conclusion:

With the spread of the concept of minimalism and penetration into the many fields of visual arts as architecture, sculpture, design, crafts,

photography, and drawing, painting.... these attempts have increased in recent years and the ways to create minimalism in art did not stop, fashion illustration is one of the arts that has been affected by this trend, as fashion illustrators and designers have become passionate about using the simplest and fastest ways to express their ideas, whether using technology or manual skills, and from here the researcher underwent a drawing process that expresses the components of fashion design (silhouette, pattern lines, and surface fabric) using the art of Minimalism techniques as (form tech- pattern lines- color blocks tech), As a result the researcher found that:

- 1- Form tech suit designs that rely on silhouettes as a focal point, while designs based on pattern lines suit it technique lines tech, while designs based on the surface of the material (printing - embroidery) suit with color block tech.
- 2- The research has implications for clothing designers as it provides an easy and simple way to express his ideas and design elements in a way based on deconstruct the design, and then remove all unnecessary details, leaving only the core of the design and highlight its essential form.
- 3- These techniques also help the designer to quickly capture the sudden ideas and express it in time with least items and it can evoke a lot of different new ideas.

References

- 1- J. Hopkins - "Fashion Drawing" - Thames &

- Hudson - London - 2010.
- 2- J&W - Armstrong - "Fashion Design Drawing Course" - Thames & Hudson - London - 2011.
- 3- S. Przybylek - "Minimalist Art: Definition, Characteristics & Famous Painters" - New Jersey - Retrieved from: [Minimalist Art: Definition, Characteristics & Famous Painters - Humanities Class \(Video\) | Study.com](#)
- 4- Ş. İNAN - "THE EFFECTS OF MINIMALIST MOVEMENT ON PAINTING ARTS AND MUSIC" - TURKEY - International Journal on New Trends in Education and Their Implications - January 2014 - Volume: 5 Issue.
- 5- S. Wolfe - "Art Movement: Minimalism" - Retrieved from: <https://magazine.artland.com/minimalism/>
- 6- <https://sewguide.com/elements-of-fashion-design/>
- 7- B. Abling - "Fashion Sketch book" - fair child publication - New York - 2002.
- 8- T. Glenville - "New Icons of Fashion Illustration" - Laurence king - London - 2013.
- 9- I. Borrelli - "Fashion Illustration Now" - Thames & Hudson - London - 2000.
- 10- C. Purdy - "The Bold Cheeky, and Frequently NSFW art of Malika Favre" - Retrieved from: <https://creativecloud.adobe.com/discover/article/malika-favre>
- 11- <https://hand.fashionary.org/post/103522479405/jenny-walton-fashion-illustration-jenny-walton-is>