

2022

Small-Sized Houses and Studio's Development for Enhancing Creativity and Productivity of Interior Designers and Artists

Ola Mohammed Ahmed

Interior architecture department, Faculty of fine arts, Alexandria University, Alexandria, Egypt,
fa.ola.mohamed@alexu.edu.eg

Follow this and additional works at: <https://digitalcommons.aaru.edu.jo/faa-design>



Part of the [Art and Design Commons](#)

Recommended Citation

Ahmed, Ola Mohammed (2022) "Small-Sized Houses and Studio's Development for Enhancing Creativity and Productivity of Interior Designers and Artists," *International Design Journal*. Vol. 12: Iss. 3, Article 11. Available at: <https://digitalcommons.aaru.edu.jo/faa-design/vol12/iss3/11>

This Article is brought to you for free and open access by Arab Journals Platform. It has been accepted for inclusion in International Design Journal by an authorized editor. The journal is hosted on [Digital Commons](#), an Elsevier platform. For more information, please contact rakan@aarj.edu.jo, marah@aarj.edu.jo, u.murad@aarj.edu.jo.

Small-Sized Houses and Studio's Development for Enhancing Creativity and Productivity of Interior Designers and Artists

Ola M. Mohammed Ahmed

Interior architecture department, Faculty of fine arts, Alexandria University, Alexandria, Egypt,
FA.OLA.MOHAMED@alexu.edu.eg

Abstract:

The research problem is to solve housing issues through the design of studio apartments, as they are suitable for youth, students, artists, designers, workers, bachelors, or people who live alone due to their low spending and maintenance costs. In addition, the studio environment is a conceptual, dynamic space that is exciting to the nature of artists who prefer studios as a living, creative, and working environment. The importance of the research is that studios are creative spaces suitable for all creative professions, such as artists, interior designers, actors, writers, dancers, musicians, photographers, poets, athletes, and many other fields of art and literature. These spaces need to be designed by many artistic personalities in interior design, which suits the nature of many artists' works. They are difficult and enjoyable spaces for designers to express their creativity. Therefore, the research aims to study the types of small-sized houses, including studio spaces, in addition to creating and designing an innovative space that suits the artists' thinking as well as providing a space that enhances creativity and productivity for artists. Finally, the research conducted an analytic study of the studio's environment, including the emergence of their concepts, sizes, types, layouts, styles, the difference between them, and the types of small residential apartments, such as loft apartments and one-bedroom apartments. Besides, it studied bachelor's pad concepts, the characteristics of the artist studio, artist studio concepts, features, types of artist studios, interior design ideas for the art studio, design elements in a studio apartment, and the advantages and disadvantages of the studio. The study demonstrated creative interior design, which contributed to creating a studio environment suitable for the nature of the artists' work in their various fields, considering the small space available for good utilization and study. Furthermore, artists' studio spaces can be wonderful for providing a creative and ideal work environment to increase their productivity and motivation.

Keywords:

Studio, Bachelor Pad, Small Homes, Interior Design, Artist studio Design.

Paper received 10th March 2021, Accepted 16th April 2022, Published 1st of May 2022

1. Introduction

A growing number of individuals and families will live in small homes in the future due to cost, limited resources, and personal preferences. In the last two decades, studio apartments have become increasingly fashionable. Studio apartments assist in solving housing issues. A studio apartment is very popular among tenants and homeowners because it is best suited to single working professionals or people who live on their own. Small families may be forced to choose studio apartments. [1] Because of its low cost, this type of home is a favorite among many youths. The studio space is no more than 65 square meters. Therefore, it is not suited for married couples, although it is suitable for young individuals and workers wishing to reduce costs while still enjoying distinctive, and affordable housing units. [2] Creating more space for designers is one of the design challenges for small studio apartments, which consist of one room like a box. Therefore, it requires good use of the space. The studios are also known as studio apartments or one-room residences. A studio apartment typically consists of one room which serves as a living room, dining room, kitchen,

and bedroom all in one. [3] Depending on a variety of factors, studio apartments are extremely popular among customers. First, the desire to escape from the standards; secondly, by transforming a small area, which becomes more spacious and respectable due to walls removal; and thirdly, some amenities for living and moving in a unified space, only divided into zones. Studios are fashionable and western-style. [4] They are creative spaces suitable for all creative professions, including artists, interior designers, actors, writers, dancers, poets, athletes, and many other fields of art and literature. The studios demonstrate that small living spaces may be just as meaningful. Besides, the studio provides designers with difficult and enjoyable environments to express their ideas. Small spaces are perfect creative and work environments for many professional photographers, graphic artists, architects, and filmmakers. Studios are known for having a large number of artistic personalities who fit the nature of many artists' work in various artistic sectors. Studio apartments first appeared in America at the turn of the century. They were suitable for artists, musicians, and youth, which led to a

bohemian lifestyle that was perfectly matched with free planning because it was simple to combine a creative workshop with an exhibition or music room, as well as a place to work and entertainment. [4] Therefore, a studio apartment provides a very comfortable living environment. All of one's living needs are met in a small space, needs such as all activities from eating, sleeping, and living. [5] Because of their small size, studio apartments are also very inexpensive to buy or rent. As a result, it is well suited for people with lower and middle income. There are numerous impressive design styles available for this type of apartment. As a result, this is an excellent opportunity to express the artist's personality and inner preferences. Due to its small size and communal living space, the artist will not have any privacy. Studio apartments are only suitable for bachelor or newly married low-income couples. [5] Small homes can be gem-like, wonderful locations for living and working. The designer can create a qualitative space that appears larger and more expansive than it is, even though space is limited. Smaller dwellings may also give their occupants more time to engage in leisure activities or other personal interests. Therefore, many individuals and families find that small homes are more suitable for their requirements and lives. The purpose of this research is to study the interior design of small spaces such as studios, as well as create space for various types of artists through the concept of the studio, in addition to creating an environment that enhances creativity and productivity for artists. Even though there have been few studies on studio spaces in interior design. Besides, the lack of studies on designing the studio environment for artists and meeting their needs is another obstacle. Finally, the study is based on studying the concept of the artist studio and its characteristics, features, types, styles, sizes, layouts, planning, and design elements. In addition, the artist feels inspired by the astonishing environment of the studio space as a creative and innovative environment for artists.

2. Materials and Methods

The research methodology is clarified by studying the analytical-descriptive approach, where the study is based on the analysis of small houses, common types of small apartments, and the different types of studio apartments. In addition to analyzing the studio environment as an artistic environment suitable for specific personalities such as artists, it greatly contributes to their work and creativity.

3. Small Houses

The small house concept has increased in popularity in recent years, although it has existed for decades. Small houses began to pop up across America and then spread throughout the globe. Millennials have

been flocking to small homes in recent years because of the freedom they provide from debt, rent, freedom to travel and pursue passions. Small-scale living emphasizes simplicity, connection with nature, and long-term sustainability. [6] Small houses are particularly appealing to certain groups of the population, such as youth or senior families looking to downsize. While some people continue to choose larger homes, others are beginning to choose smaller homes. These smaller residential spaces can be built in any style. Smaller homes are ideal for young families buying their first home, adults looking for smaller homes, young adults, or couples without children. Small homes have numerous advantages, such as cleaning, painting, and routine maintenance are all reduced. They are also more environmentally friendly and energy-efficient than larger residences. Smaller dwellings may also give their occupants more time to engage in leisure activities or other personal interests. As a result, many individuals and families find that small homes are more suitable for their requirements and lives. [7]

3.1 Types of Small Apartments




There are several different types of apartment construction schemes outlined. A condominium or multi-family property is defined as a residential space with two or more units in the same building. There are a few apartments in some apartment buildings, while bigger metropolitan compounds can have dozens of floors and hundreds of occupants. However, the study has to determine the type of apartment that best meets everyone's lifestyle and budget. [8] Analyzing various types of homes can help better understand each person's needs, such as size, layout, location, [9] Price range, location, storage capacity, and living circumstances, which are all factors to consider (roommate, significant other, family, etc.), [2] as well as noise, all should be considered. There are many different types of apartments to choose from. [10] The size of the living space desired by the owner must be considered. If they move around a lot or live a simple lifestyle, they may require much less space than a single person or a family of three. [8]

Therefore, the research will study the following terms, which are some common terms for different types of small apartments:



Figure 1. A diagram of types of small apartments. [8]

Table 1. Types of Small Apartments.

Type	Description
3.1.1 Studio	<p>Studios are small apartments with an open floor plan that includes a living room, kitchen, bedroom, and bathroom all in one room. They are functional apartments that are frequently used by students or people living alone, [11] bachelors and retirees. [12] They require less heating and energy than larger units due to their small size. Studio apartment variations include the Alcove studio and the Convertible studio. [10]</p>  <p>Figure 2. The interior design of a studio apartment. [8]</p>  <p>Figure 3. Studio apartment. [13]</p>  <p>Figure 4. Studio design. [14]</p>
	<p>The Alcove studio is the perfect place to feel like in a cabin, with enough space for a single or double cot. [12] Alcove studio is similar to a traditional studio, although it has an L-shaped living room. In addition, there is a corner or cavity for the bed. [10] An alcove studio divides the main living area from the bedroom. This creates a sort of bed corner. This gives the</p>

3.1.2 Alcove Studio

The Alcove studio is the perfect place to feel like in a cabin, with enough space for a single or double cot. [12] Alcove studio is similar to a traditional studio, although it has an L-shaped living room. In addition, there is a corner or cavity for the bed. [10] An alcove studio divides the main living area from the bedroom. This creates a sort of bed corner. This gives the

bedroom a sense of privacy. If the homeowner has a roommate, spouse, or partner to rent with them, they can keep a separate space from them, hence the alcove studio is ideal. [13]



Figure 5. The interior design of Alcove studio. [10]

3.1.3 Convertible Studio or Apartment

The convertible apartment has enough space to be converted into an extra bedroom or secondary space. The convertible studio apartment follows the same layout as the traditional studio apartment. [10]






Figure 6. The interior design of Convertible Studio. [10]



3.1.4 Convertible (Flex)

A convertible apartment (flex) is an apartment that can be converted into an extra bedroom. [2] The convertible apartment has an additional space that can be closed off with a wall or curtain to create a separate bedroom or space. [9]

3.1.5 Micro Apartment

Micro apartments are one-room apartments that are less than 32 square meters in size. This type of apartment is most often found in densely populated areas where rental rates for a small amount of space are high. [10] They are sometimes smaller than studios, although they include a sitting area, a bed, a bathroom, and a kitchenette. [13] While these units are smaller, they usually have high ceilings or flexible living spaces, such as a bed that folds into a wall during the day to provide an open living

	space. [9]
	 <p>Figure 7. The interior design of Micro apartments. [10]</p>
3.1.6 1-Bedroom Apartment	<p>A one-bedroom apartment typically has three rooms: a living room, a kitchen, and a bedroom. There should also be a full bathroom. [8]</p>  <p>Figure 8. The interior design of a one-bedroom apartment. [13]</p>
3.1.7 2-bedroom Apartment	<p>A two-bedroom apartment has two bedrooms that are designed to be private. These apartments are common in major cities and are typically two-bedroom suites. In this two-bedroom layout, each bedroom is on opposite sides of the apartment, with a common area in the center that includes the living room, kitchen, and dining area. This type of apartment is the most popular among tenants, resulting in a roommate to share expenses. [13]</p>  <p>Figure 9. The interior design of a two-bedroom apartment. [13]</p>
3.1.8 Loft	<p>The loft is essentially a larger studio. It is also a large open-plan one-room</p>

	<p>apartment with medium or high ceilings. Other characteristics include large, tall windows, exposed bricks, and support beams. [10] They are typically found in commercial buildings that have been converted into residential units [2] in neighborhoods with an industrial history or in available historic buildings that were previously workplaces for decades. [13] This type of apartment is similar to a studio apartment, although the "loft" can have up to three bedrooms. The loft is made up of one large room in a building that has been converted from commercial to residential use. [2] Lofts, depending on their design and size, can be ideal solutions for bachelors, couples, or even roommates willing to build walls and partitions. [8]</p>  <p>Figure 10. Loft interior design. [10]</p>  <p>Figure 11. The bedroom area is in the loft space. [13]</p>
--	--

4. The Difference Between Studio, One Bedroom, and Loft

There are different types of apartments, like studios, one-bedroom apartments, and lofts. [7]



Figure 12. A diagram of the difference between a Studio, One Bedroom, and a Studio, Loft.

4.1 The Difference Between Studio and One Bedroom

Table 2. The Difference Between Studio and One Bedroom.

Studio	One Bedroom
A studio apartment is a large single room with a kitchen and bathroom. Generally, there will be partitions or partial walls between each zone. [7]	A one-bedroom apartment has a single bedroom, a living room, a kitchen, and a bathroom. However, some of them come with a fireplace, storage, and even a yard.
A studio apartment has a multi-purpose room only. [7]	One bedroom can come with different features. [7]
The one-bedroom apartment is larger than the studio apartment, hence it carries a higher price than the studio. [7]	

4.2 The Difference Between Studios and Lofts

1. The loft is the upper portion of a building, usually, a former commercial building or building that has been converted into an apartment, while a studio is a room or part of a building that was previously an artist's workroom converted into an apartment. [15]
2. The loft is an open space that can be divided into several rooms. In addition, it can even provide space for an office, studio, or workplace for the occupants, while studio space is limited, as well as having only one or two rooms. [15]

Table 3. The Difference Between Studios and Lofts

Studio	Loft
Size	
<ul style="list-style-type: none"> Studio apartments are small, and they are often designed to efficiently use small spaces. On the other hand, loft apartments are wide-open spaces that are designed to feel more comfortable. 	
Layout	
<ul style="list-style-type: none"> Open-concept floor plans are shared, as studios and lofts do not have walls when the room spaces are combined into one. There are no walls that can separate the different living spaces, such as the kitchen, bedroom, and living room. 	
Geography	
<ul style="list-style-type: none"> Lofts are more likely to be found in urban areas due to their origins and tend to be rare because they are expensive, while studios can be found just about anywhere due to their large number 	

and affordability.

Function

- Due to their distinct style and size, loft apartments are designed to suit a certain type of people. Originally, they appealed to artists looking for a place to work and an inexpensive place to live as well. Other people looking for larger urban spaces would do well in a loft. For people who do a lot of hosting and entertaining, lofts are also more suitable than studio apartments. Due to their small size, studio apartments are more suitable for one person or a couple. Although lofts are large, because of their characteristics and location, they are usually not ideal for families.

Features and Finishes

- Lofts, with their high ceilings and their cut-outs of exposed brick or wood beams, to the standard look of factory windows, have a nice appeal and brighten up a cool, artistic vibe. Studios often do not have these types of finishes, as their style and design go in a direction that relies more on built-in precision and efficiency.

Cost

- Lofts are usually more expensive because homeowners pay a premium price for a large space in an urban area. In addition, they are large, and they generally have higher maintenance costs for heat or air conditioning. Studio apartments are small and dense spaces. They are an affordable option, much cheaper than a one-bedroom apartment.

5. The emergence of studio apartments

The first studio apartments in the United States appeared around 100 years ago, without the usual division of living space into rooms. They were created by a group of architects led by Mies van der Rohe. Studio apartments have given their owners the freedom to design their layouts and arrange their furniture. The room was divided into rooms: the bedroom, kitchen, study, and living room resulting in a single space. Sliding screens, furniture, light partitions, and decorative partitions have taken the role of main walls. Only the bathroom and shower rooms were hidden behind the walls. [16] The golden youth and representatives of Bohemia were the first to recognize the benefits of these locations. The studio apartment was ideal for a workshop, home, reception of guests, youth, and parties. A little more than a century has passed, whereas in the West, the term "studio" refers to cheap housing, where most students live. The apartment's internal space (usually at least 30 square meters) is

conditionally divided into two zones: **a bedroom and a living-dining room with a small kitchen.** [16]

The studio apartment appeals to music lovers and creative people. [16] Studio apartments are not appropriate for large families or families with multiple generations. Studios are a popular vacation destination. As a result, this apartment is the best option for living in the resort. Furthermore, the purchase of such real estate is a good investment because studio apartments are always in high demand among vacationers of all ages and social classes. [16]



Figure 13. The studio's interior design is straightforward.[16]




Figure 14. The studio's interior design. [17]

5.1 Studio Apartment Concept

A studio is a small apartment that combines the normal functions of several rooms into one large room. In addition, it serves as a living room, dining room, and bedroom. Studios are also known as single apartments or one-room homes. The Alcove studio includes a small separate area outside the main area that can be used for dining or sleeping. [18] The studio is one of the apartments that many young people prefer, particularly bachelors, expatriates, artists, and workers. Due to its small size, the studio apartment is one of the most affordable types of apartments. [2] Studio apartments are distinguished by their design, which combines all of the apartment's various sections into a single large room. [14] Having the kitchen, living room, and bedroom all in one cleverly designed space makes decorating and cleaning easy. The designer can design a studio that is appropriate for

the artist's needs and personality. [14]

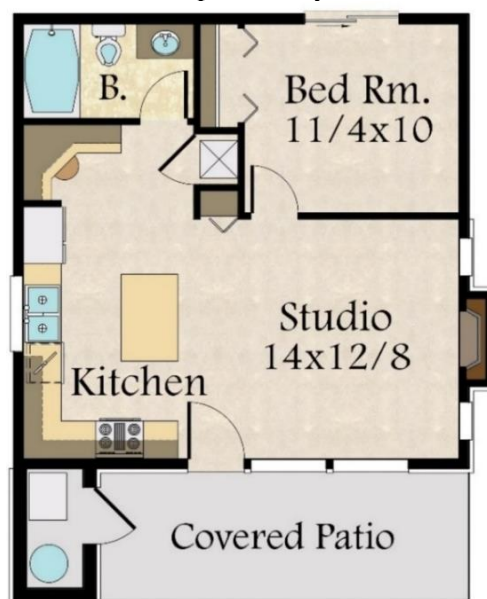


Figure 15. Floor Plan for Lombard Studio Furniture. The studio design is a combination of functional and modern living. It is entered through a cozy covered patio, with the living room and kitchen to the left. The kitchen is far more functional than kitchens in other small modern home plans in this size range. A small office for working from home is located in the far corner of the kitchen. The living room itself has plenty of comfortable seating as well as a fireplace. The bedroom is located in the plan's back right corner. [19]

5.2 Studio Apartments around The World

Studio apartments, which save space, are known by other names all over the world. In Canada, it is called "Bachelor Apartment" or "Bachelor". In the United States, it is called a "Studio Apartment" or "Alcove Studio." [1]



Figure 16. Bedroom and study area in the studio. [16]

6. Studio Apartments and Bachelor's pads Concept

"A "bachelor pad" is a general term for a living space owned by an unmarried man which is designed as a communal space (as opposed to individual items) to facilitate a bachelor's daily activities, although they are not limited to daily functions, use of leisure time, hobbies, interests, and entertaining friends." Many youths and college

students build bachelor pads on a shoestring budget. A Bachelor's Apartment refers to a bedroom-free apartment in which the master bedroom doubles as a bedroom, living room, dining room, and sometimes a kitchen. [20]

6.1 The History of bachelor's Pad

In the United Kingdom, a "bachelor pad" is an apartment where a single young person lives alone. Most students in the UK cannot afford this luxury. In addition, they are forced to live with other students. In the United States, the term generally refers to small homes or apartments where single men, often college or university students, live until they acquire larger or more luxurious homes or apartments, marry, or otherwise "rise" in living and taste standards. When youth leave their parents' homes for the first time, it becomes a symbol of independence and freedom for them. A bachelor's apartment was considered one of the essential possessions of a professionally minded young man in the 1950s and 1960s. He was able to decorate his apartment in a style that suited his tastes in this space. Throughout the majority of the early twentieth century, the presence of a woman in the home was dominant, with the man's responsibility being to become the breadwinner. In the 1960s, the bachelor pad became an icon of global masculinity, complete with a collection of artworks, furniture (usually designed by a well-known architect and designer), minimalist décor, and an entertainment system. It demonstrated his appreciation for culture and the arts. [20]

6.2 The Artist Studios Concept

The spaces we encounter daily are extensions of societal needs. spaces are designed in response to culture to stimulate new events and movement through a live and work studio. Artists and communities can move and interact. [21] **The creative professions which fit into these spaces are a dynamic space for concepts.**



Figure 17. Artist's studio design.[22]



Figure 18. Live and work in artists' studios. [22]



Figure 19. Interaction in the design of the artist's studio. [22]



Figure 20. Dynamic space for artists' studios. [22]




Figure 21. wonderful environment for the artist's work. [22]



Figure 22. Creative space design. [22]



Figure 23. Painting space in studio design. [22]

6.3 List of Artistic and Creative Professions



Figure 24. A diagram of creative professions that are suitable for the studio concept is attached. [23]



Figure 25. The artist's studio's design stimulates the artist's inspiration. [22]



Figure 26. Space design is a creative profession for

activities. [22]



Figure 27. A diagram of the interior design of artists' studio spaces for all creative people. [24]

6.4 Artist Studios Features

Architecture is the source of motion, action, and events, in addition; to changes, we are witnessing interact with function and form to design the artist's studio. An artist's studio should have a certain set of interior design features for living and working. [21]



Figure 28. A diagram of the artist studios' features. [21]

6.4.1 Motion

The design of an artist's studio must express movement by changing function, form, and organizing its formal elements. The facility should guide the user through the space, making it easier for them to move around. **Performance criteria:** Walls and objects should be strategically placed to create movement patterns. The designer creates visual lines which express movement and direction from one space to the next. [21]

6.4.2 Spatial Quality

The spatial quality of each space should be provided by the movement paths within the space. **Performance criteria:** The space sequence should represent the expression of movement in ceiling

heights and wall formations throughout the space. Designers should differentiate between spaces. Movement can be expressed through structured placement, spacing, rhythm, and repetition. [21]

6.4.3 Interaction

The primary issue is the movement and interaction of people through space. "Social and physical interaction should promote the user's movement from space to another." **Performance criteria:** The use of light should pull people from space into space. Natural light should be used more effectively in spaces. [21]

6.4.4 Image

Studios should be an expression of events, action, and movement. **Performance criteria:** Layers of the material may be used to express the artist's feelings about living in the studio. The studio should be an artist's expression. [21]



Figure 29. Creative artists' studio. [22]

6.5 Studio space design elements

To create a cultural environment in which artists can work and live, the artist should be provided with a space to interact. The studio includes space for artists as well as an open space with many functions. Artists will be able to work and live in a variety of environments. [21]



Figure 30. A diagram of studio space design elements.

7. Artist Studio Types

There are many different types of artist studios, such as painting studios, sculpture studios, ceramics studios, photography studios, and others, each with its design standards and requirements. Each studio type has its own set of activities which are both specific and functional. [21]

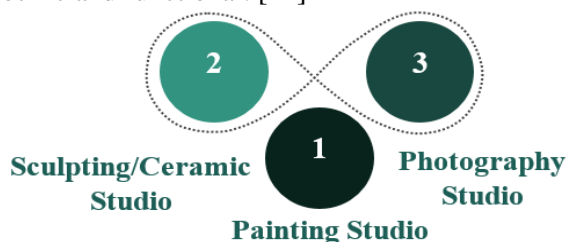


Figure 31. A diagram of artist studio types. [21]

7.1 Painting Studio

The Painting Studio was created to meet the needs of the studio's painters. It should include a large drawing area as well as storage space for supplies. Because the use of tables and stands will be common, clear circulations should be provided to avoid disrupting artwork. Both natural and artificial light should be used to reduce shadows in the work area. This will make it easier for the painter to see the use of media colors. A room with open windows and a ventilation system will also be required for this to get rid of harmful fumes. The space must be adaptable to the user's needs. It should be easy and orderly, flowing around the work areas. [21] **Public Relations:** Outdoor spaces should be provided with landscaping to create a variety of workspaces. [21] **Activities:** The production of paintings, movement, and interaction. **Required Equipment:** Large tables, sinks, storage closets, lights for painting, and shelves.

7.2 Sculpting/Ceramic Studio

The Sculpting/Ceramic Studio is destined to meet the needs of the sculptors who live in the studio. A large work area for clay and sculpting applications should be included. The wheels of potters should be open and free. This studio would necessitate the use of a clay firing kiln, as well as several metal racks for the aquarium of work in progress. Because of the firing process and the use of mud, aeration would be a major issue in the studio. As a result, windows for natural ventilation must be provided in addition to ventilation hoods. The space should allow for a smooth and orderly flow around the work area. With natural ventilation, a ventilation system is required to clean the space of toxic fumes. Landscaped outdoor areas should be designed to provide a variety of workspaces. Metal shelves must be rust-proof to continue the drying process. [21] **Activities:** The production of sculptures, movement, interaction, firing procedures, forming, preparation, and glazing. [21] **Required Equipment:** Large tables, acid-resistant sinks, storage closets, Lights for sculpting, sculpture stands, potters' wheels, kilns, vent hood, welding table, and rust-proof metal shelves.

7.3 Photography Studio

The photography studio is intended to serve the needs of photographers who live in the studio. It should include the spaces required for film production as well as photo framing. A darkroom for image development will be included in the photographic studio. It will require space for drying film as well as safe lighting while developing. To build the framework, it should be in a separate area from the more open workspace. Furthermore, to encourage creativity, interior design should be visually appealing without being too busy or overwhelming. Natural daylighting techniques should be used in the available space. Distracting noise from other work areas should be blocked off

with noise barriers. Outdoor spaces, landscaping, and a variety of workspaces are provided.

Activities: The production of photography, circulation, interaction, and frame-building. [21]

Required Equipment: Large tables, darkroom, film dryer, dry sinks, storage cabinets, and safelights.

8. Studio apartment Size

The studio apartment is no larger than 65 square meters. This includes the bedroom, the kitchen, the living room, and the separate bathroom. [14] A studio apartment, also known as an "efficiency apartment," operates on the principle of making efficient use of space. The studio apartment is open-plan, although this may differ depending on the city or region. [1] The design of an apartment in a 20-square-meter area should accommodate all the functions of a recreation area in a small space while maintaining space aesthetics. This is a problem that most small-home owners face. Small houses combine kitchen space with a living room, resulting in a reduction in the living room. It is difficult to create a functional studio in a 20-square-meter area. Some are combined with a small kitchen, while others are combined with a kitchen and dining room to form a single residential space. Each square meter is perfectly thought out and fully utilized. In addition, it is decorated with different colors, room configurations, and textures, creating a small but comfortable space. [17] The studio space is typically 25 square meters, up to a maximum of 65 square meters. The highlight of the studio apartment is that all the elements of the interior design are in the same space; besides, there are no walls to divide the rooms, making the entire apartment appear to be a large room. [5]



Figure 32. The interior design of a studio apartment. [17]



Figure 33. All functions are in a studio

apartment. [17]

8.1 Studio Apartment Layouts and Planning

A studio apartment has a living space, a bed space, a kitchen, and a shower space all in one elegant and compact space. [1] The studio apartment appears to be a box containing everything an artist would require to live. There are sometimes partial walls or alcoves to provide visual contrast and a slight separation between the various areas. The bathroom is the only room in the studio that is completely enclosed. [14] The layout of the studio apartment is characterized by freedom of style, space, and the absence of any boundaries. Most often, in the planning process in the studio, the areas of food preparation, dining, entertainment, and workspace are allocated. [16]



Figure 34. The studio is divided into two sections: the sleeping area and the living room. Kitchen space is frequently increased by narrowing the hallway. [17]

The layout is determined by the size of the studio. In addition, if the studio is rectangular, the space can be easily divided into parts: [17]

1. An entrance hall with a bathroom of approximately 5 square meters.
2. The kitchen is approximately 5–6 square meters in size.
3. The living room is approximately 9–10 square meters.

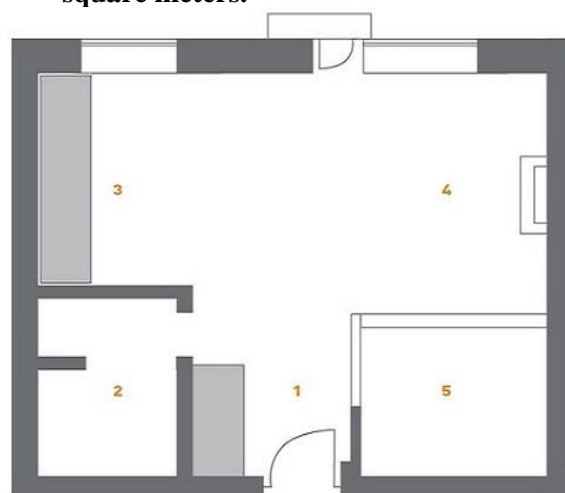


Figure 35. Floor plan of studio design in the planning process. [16]

The purchase of a 20-square-meter studio has

recently become particularly popular. This is an entirely new home format that incorporates important features such as, [17]

1. **Multifunctional design.**
2. **Unique and comfortable design.**

The process of arranging a studio in 20 square meters is a real challenge for designers. They can make a very comfortable and cozy apartment from a room of 20 square meters. As a result, almost all designers agree that interior design in the open space style is the best option. [17]

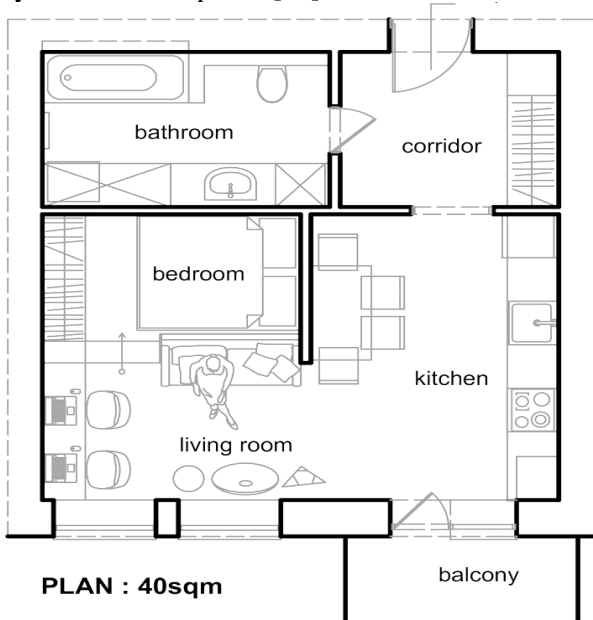


Figure 36. Design of a small studio floor plan. [25]



Figure 37. Studio design in a 40-square-meter area. [25]




Figure 38. Dining area in studio design. [25]



Figure 39. kitchen area in studio design. [25]



Figure 40. Bedroom and living spaces in studio design. [16]

8.2 Typical Dividing in a Studio Apartment

One of the most important elements is the layout of the studio apartment. How efficient and professional it is chosen determines the comfort of living in a future apartment. Studio apartments, contrary to popular belief, are not grey and boring little corners that are suitable only for modest students. Today, this type of housing is in greater demand than ever before, particularly in the capital and large cities, owing to the low cost of the studio, even when compared to the standard one-room apartment. Furthermore, studios in new buildings come in a variety of shapes and layouts, including one-level and two-level variants, rectangular and square, with balconies and panoramic glazing. [16]

The modern studio can have a different geometric layout.

1. **Rectangular zoning** is divided into zones in long rooms.
2. **Square zoning** highlights a distinct section of the room.



Figure 41. Square zoning in studio design. [16]



Figure 42. Rectangular zoning in studio design. [16]



Figure 43. The brick wall visually separates the cozy living room from the bright kitchen. [16]

Furniture can be placed anywhere in the room, including in the center if a rest area is required. There are also studio apartments of 19.4 square meters with a kitchen and bathroom. Convertible and multifunctional furniture are the best options for studios and one-room apartments. It saves a lot of space. A small studio apartment becomes an ideal starting point for many young people and even married couples. Designers provide hundreds of options for creating stylish and comfortable housing in studio apartments. [16]




Figure 44. A small studio apartment. [16]

9. The placement of furniture

There are many options for placing furniture in the studio. The first option involves the use of a partition, in this case, a studio apartment of 20 square meters. It will have a design in which several separate zones in the room are formed. As a result, the areas for sleeping and living are divided among

themselves by a specific design. [17]

One of the most difficult aspects of living in a studio apartment with only one room is creating more space and distinct areas. There are some workarounds for this issue. [1]

- In a studio apartment, it is preferable to keep the furniture as minimal as possible to separate the living and sleeping areas while also providing extra storage space. It is preferred to place the sofa and bed on opposite walls. This helps to define the two areas while also allowing for a small work area. [26]
- The sofa, flanked by a console table, helps define the transition between the living room and the kitchen. It is an excellent idea for a small space because the console can also serve as additional kitchen storage and worktop space.
- If there is enough space, the sofa can be moved away from the bed to create the illusion of a separate living area. [26]
- Furniture in the middle of a room can make it feel more spacious and provide more space planning options.
- The bed should be placed in a comfortable corner. [26] This leaves plenty of space for the living and dining areas.
- Room divider curtains in a studio apartment are a simple solution for home separation. [1]
- Sliding doors in the studio apartment look elegant while providing privacy. Unlike regular doors, they do not take up much space.
- Adding a glass panel or wooden screen to the studio apartment will allow for visual separation while still allowing light into the space.
- It is not necessary to rely on a large bathroom. The hallway with a toilet should not be larger than 5 square meters in total. [17]



Figure 45. Furniture in an artist's studio. [22]



Figure 46. Artist's studio furniture design. [22]

9.1 Artistic Home Studio Ideas and Designs

Artists feel most inspired when they produce their best work in the studio to increase the productivity and motivation of their work. A unique home studio design that will motivate artists to work harder. Therefore, it is important to create an environment in which the artist feels most inspired. Creating a fantastic environment for an artist's work can lead to enormous success. They can set up their home studio and work efficiently without being bothered. [22]



Figure 47. The studio is a two-level design. [27]

Table 4. Art home studio design concepts.

1. Wooden inspiration	It is preferable if the home studio's design is primarily made of wood. Working in a wooded environment can help clear the mind and increase focus. This is the ideal location for artists, with wooden drawers and shelves, where the artist finds inspiration and everything he requires. [22]
2. The glass-windowed table	A table with art windows can enhance the appearance of the owner's studio. [22]
3. Bright studio	If the homeowner is a painter, this home studio is ideal. He can design a wooden desk, chair, drawers, shelves, as well as two table lamps. [22]
4. Big room home studio	A large space can be converted into a home studio.
5. The bedroom studio	The bedroom has the potential to be converted into a studio. The pallet, desk, and painting tools can be placed on the opposite side of the room. If artists do not have much space, this is the best option. Sleeping and drawing can both be done in the same room. [22]
6. The little home studio	If the artist does not need a large home studio, they can obtain a smaller studio. This small home studio design only requires a free wall to be placed next to it. Everything that is being done, as well

	as pictures, can be added to the wall. [22]
7. A place for paintings	Artists can use a computer to create graphics or draw with a small table where they can place their drawing materials. [22]
8. Space for your writings	Space for writing in the home can be created for the artist. Some motivational images can be hung on the wall. [22]
9. Wood sculptures	If the artist carves wood, they need to get some fresh air and connect with nature. They need to be close to nature when working with it. [22]
10. The productive place	Artists can be completely free to express themselves in their home studio. They are free to do whatever they want and may take some time out to practice yoga or meditate. [22]
11. Windows desk	It is a great idea to have a desk in front of the window. It will brighten up the artist's desk all day and provide a bright workspace. [22]
12. Loft studio	The artist's studio can be moved into his loft. This is the most imaginative area of the house. [22]
13. An amazing home studio	On the artist's balcony, they can paint, sleep, and drink coffee. [22]
14. The journal home studio	A large window is the best place to do the artist's work. Coffee and daily enjoyment can all be done in this type of setting. [22]
15. The music room	Beautiful music can be created in an artist's studio. A coffee shop and a music venue are both required. [22]
16. Room for activities	An artist can add some plants to create a lovely natural environment to increase the amount of nature in the artist's home studio. [22]
17. Little artistic touch	Hanging artists' paintings on the wall add an artistic touch. This is a fantastic way to inspire and motivate them. [22]
18. Garden Studio	The artist's home art studio may be located in their garden. [22]
19. Space for everything	More shelves and drawers can be added to provide the artist with more storage space. Paint, get drawers and shelves and hang artists' paintings on the wall while relaxing and thinking on a sofa. [22]
20. Paint on something	An artist can paint on his studio wall, and putting in the effort to paint on

else	the wall can result in maximum motivation whenever he looks at it. [22]
21. The garage studio	An artist's house garden can be created in the garage. The garage is rarely used by people (for the car only). However, he can park the car in the garden and work in the garage. [22]

9.2 Multifunctional and Foldable Furniture in the Studio

The studio's furniture should be functional. Modular furniture or multifunctional furniture is a better use of space. Mirrors, glass, and other glossy surfaces are used to visually expand the studio apartment. Stretch ceilings, glossy kitchen set fronts, glass tables with chrome legs, sliding-door wardrobes with mirror panels, and mirror installation on the walls are just a few inexpensive and effective ways to make the studio visually more appealing. [16]



Figure 48. Small and comfortable studio apartment. [16]

Functional furniture should be preferred:

- Folding table.
- A bookcase in the center of the room, protruding from an open wall, divides the living space into functions. [17]
- When folded, a suitable built-in sofa, a portion of which is hidden in the wall, transforms into a bed. [17]



Figure 49. A bright and spacious studio. [16]

9.3 The Design of the Studio Hallway

If there is enough space in the hall, a large built-in wardrobe is an excellent option. As a result, the rest of the studio is more open. [16]




Figure 50. Studio hallway design. [16]



Figure 51. Studio apartment design. [16]

9.4 The Design of a Bedroom in Studio

The bedroom is one of the most important rooms in the apartment and should be as comfortable as possible. Everyone's needs are different in this situation. It is sufficient for a single person to place only a sleeping sofa. Someone needs a sofa and a bed, as well as someone else who needs a baby cot next to them. Most owners have a separate bed, which can be separated from the common area. Partitions of various types can be used for this, including plasterboard or wooden structures, glass limiters, blinds, wardrobes, and sliding doors. [16] The bedroom area in a studio is in a small space or loft space. Another advantage of the studio is the freedom to be creative. Designers can select any studio apartment to create a unique living space that is complemented by unique features. The rooms in a studio apartment have no boundaries, making them appear larger. Every studio apartment is a functional room because every meter of living space is free. All the rooms are combined in the studio apartment, and the bedroom can be hidden behind the curtains.



Figure 52. Comfortable bedroom design in a studio. [16]



Figure 53. The studio benefits from natural light thanks to its large windows. [16]



Figure 54. Curtains to separate bedroom space in the studio. [16]



Figure 55. The bedroom area is separated from the studio. [16]

9.5 Small Studio Apartment with Mezzanine

Designers struggled with the interior design of the studio. The bedroom is usually located on the mezzanine.



Figure 56. The bedroom in the mezzanine. [16]

This solution is only possible if the ceilings are high. The studio's interior design emphasizes a modern finish. In small apartments, additional surfaces are frequently purchased with the addition of a mezzanine. [17]



Figure 57. The bed is located on the mezzanine above the kitchenette to save space. [16]



Figure 58. Interior design with a mezzanine. The

studio design looks modern and elegant thanks to the multifunctional furniture. The untreated bricks on the walls emphasize the individuality of the space. [17]

10. Design Elements in the Studio Apartment

Design elements in the studio are very important factors in design space, such as color, lighting, material, and ceiling.



Figure 59. Design studio elements. [16]

10.1. Color in the Studio

Small studio apartments should be decorated in light colors. The ceiling and walls are frequently painted in the same color, which visually expands the space. Dark colors are permitted in large rooms, although they should be used in conjunction with a contrasting light color to maintain the balance and not visually shrink the area. On the other hand, designers may purposefully recommend deep, saturated tones to achieve a specific effect in the interior. Designers can use wallpaper to cover one of the walls. If the area is small, a small pattern in neutral tones is preferable. A large, bright figure draws a lot of attention and visually shrinks the room. In in-studio apartments, the perfect choice is always a white ceiling. It can be just a painted surface or a hanging system. If the room has high ceilings, this gives more freedom to work. Designers recommend not being afraid of the unknown and experimenting with color combinations that are not only close but also contrast. [16]



Figure 60. Bright colors in studio design. [16]



Figure 61. The project is a small studio for a young man. The living space is 22 square meters. The bed has large boxes for storage, and the desk is on a pedestal. Allowing rationally allows for the organization of unused space. The use of vibrant color details against a backdrop of white walls creates a fashionable, modern, and dynamic interior. [17]



Figure 62. The white monochrome interior is designed with brightly colored elements. [16]



Figure 63. The interior design of a studio apartment is in white colors. [16]



Figure 64. Bright colors in studio design. [16]



Figure 65. The use of bold colors in a studio apartment. [17]



Figure 66. A powerful color palette for a studio. [17]



Figure 67. The designer used black and white, which are ideal colors for the studio. [17]



Figure 68. Disclosures are the best choice for an apartment with this layout because they make the space feel lighter and airier. [17]



Figure 69. kitchen in a light-filled apartment with dark-colored furnishings. [17]

10.2 Lighting in the Studio

Bright lights and numerous light sources are typically used in active areas of the studio, such as chandeliers and point lights, although in the entertainment area or bedroom, scattered and soft light from one or two wall scones is sufficient. This method allows the artist to highlight areas of the studio and concentrate on the most important details. [16]



Figure 70. Functional lighting in the studio. [16]

10.3 Materials in the Studio

The use of various finishing materials in the kitchen, living room, and bedroom is very important. For instance, tiles in the kitchen and laminate in the living room. Simultaneously, it is critical to maintain harmony and balance: different types of materials must correspond to color or texture. [16]



Figure 71. Modern finishing materials were used in the studio. [16]

10.4 Ceiling in the Studio

Ceiling variations can be an excellent way to zone the studio. Plasterboard multi-level ceiling structures not only separate the kitchen and living room but also highlight the details. [16]




Figure 72. Simple ceiling design in the studio. [16]



Figure 73. The ceiling and walls are in contrast.

11. Style in the Studio

The most common styles chosen by studios are reserved for minimalism or hi-tech. They allow the designer to make the space not only fashionable and appealing but also comfortable. However, designers can use elements of other styles in a specific direction, such as complementing the room with an Art Nouveau chandelier or placing a cozy country sofa in the living room. Mixing styles is one option for revitalizing the studio interior. This method is accessible to make the studio truly unique.

Design studio styles allow the owners complete creative freedom. Many people believe that the lack of walls complicates the process of renovating the premises. A studio apartment has only one room. Even if the designer divides it into different zones not only visually, but also with partitions, the designer must still finish it in a single style. [16]

These three standards must be considered when choosing the best style for the studio.

1. Architectural characteristics

The area, ceiling height, number of windows, and many other factors will vary depending on the type of building. Furthermore, modern studios frequently have non-standard layouts, such as round walls or triple rooms. [16]

2. Lifestyle.

Based on an artist's style needs, the designer can determine which functions at home are primary and which are secondary for him. For instance, how should the kitchen be equipped, whether a workplace is required, as well as whether a separate sleeping area is required. [16]

3. The number of people who will live in the studio for an extended period.

Accommodation for bachelors, young couples, and families with young children should be completely different. If there is a child in the family, it is necessary to ensure the safety of the situation. [16]



Figure 74. Lifestyle concept in studio design. [16]



Figure 75. Bed mechanism to save space. [16]

Some styles are most often used for the design of studio apartments, such as:

11.1 Studio Apartment in a Contemporary Style

The modern style is defined by strict, simple furniture, clean lines, and a moderate amount of decor. The interior design is typically done in natural tones, although bright colors can be added if desired. This design is especially appropriate for small studios, where the interior is often much more appealing. However, the style is not limited to small spaces. It can be used in any architectural setting, with any size and height of the ceiling. There is both miniature and large furniture available. The situation can be both neutral and positive; therefore, this is the most adaptable style. [16]



Figure 76. Contemporary style in the studio. [16]



Figure 77. Modern style in the studio. [16]

11.2 Studio Apartment in Scandinavian Style

The Scandinavian style is ideal for any type of studio apartment. Typically, the walls are painted white. If the room is small, this works perfectly. Furniture should be functional. As a result, if the studio is large, the designer can select non-standard sofas and complement them with armchairs, sofas, or other upholstered furniture. [16]



Figure 78. Scandinavian Style in the studio. [16]

11.3 Studio Apartment in Classic Style

The classic style is best suited for large rooms. It looks especially nice in older homes with high ceilings. Patterns can be made more noticeable with stucco or other distinctive finishes. [16]



Figure 79. Classic style in the studio. [16]

11.4 Studio Apartment in Industrial Style

The studio is an excellent choice for a city dweller who appreciates industrial decor elements. Originally, the industrial style was used to repair industrial shops. Therefore, it will be more interesting to look at similar, previously unoccupied premises or at apartments in old houses which have been converted into studios due to redevelopment. Older homes typically have higher ceilings, allowing for the creation of a second level in the studio. [16]



Figure 80. Industrial style in the studio. [16]



Figure 81. Industrial bedroom in the studio. [16]

11.5 Studio Apartment in Minimalist Style

The minimalism style allows studio homes to be furnished with only what is truly necessary for daily life. Furniture typically has narrow shapes and few finishing elements. The use of contrasting colors will contribute to the dynamism of the studio apartment design. Black and white are frequently used for this, or bright summer colors are added to the interior. The studio will not be overburdened, although the owner will have a free and spacious view. [16]



Figure 82. Planning functional areas in a studio apartment should allow for comfort in a single living space. [16]



Figure 83. Minimalist style in the studio. [16]

12. The advantages of a studio apartment

- There are numerous advantages to choosing a studio apartment, including the fact that it is the smallest unit available. Studios are frequently very inexpensive. Because of the smaller square footage, it is usually less expensive than separate bedroom units. When compared to other configurations, the meaning of a studio apartment is easily described as affordable. [1]
- It is ideal for all types of renters, whether the artist is looking for their first studio and needs a smaller unit to fit their budget, or they are looking to live a simpler, more compact lifestyle.
- Smaller square footage also means less space for heating and cooling, which raises the overall affordability factor.
- An open floor plan allows experimenting with how a space is designed and decorated, which is especially appealing to modern aesthetics and design lovers.
- If the artist tries to live a simpler life and avoids acquiring many extraneous, as well as, extraneous things, he will find a natural fit in the studio. [14]
- Small spaces in the studio help in saving furniture and other items. [28]

- The apartment's components: bedroom, kitchen, and living area are all housed in a single compact and self-contained space.
- Lofts or partial walls can sometimes be used to divide and separate the studio space.
- The kitchen and living area share a common area, although the kitchen is occasionally separated by partial walls or partitions. [14]

13. The disadvantages of a studio apartment

- Small square footage studios are great for saving money. However, there is not much extra storage space.
- To maximize space in the studio, nearly every inch should be used efficiently. [14]
- Using little space, the owner does not get much privacy, making it unsuitable for large families.
- There is very little room for guests because there are no additional bedrooms. This can make hosting large parties or inviting groups of friends difficult.
- It also limits the artist's ability to invite out-of-town friends or family to stay with him.

14. Discussion and Results

Small homes create freedom for creative people. In addition, small-home life focuses on simplicity, oneness with nature, and sustainability. They are especially attractive to youth, students, artists, designers, and workers. Small homes, like studios, allow artists to pursue personal activities as they better meet their needs and lifestyles. The studio is a small, functional apartment, open-plan with a living room, kitchen, bedroom, and bathroom. Studio apartments are also known as one-bedroom residences or bachelor apartments. Studio apartments do not exceed 65 square meters. They are called efficiency apartments because they work on the principle of efficient use of space. Differences in studio apartments types include alcove studios and convertible studios. Designers provide hundreds of options for creating stylish and comfortable housing in studio apartments. Furthermore, studios in new buildings come in a variety of shapes and layouts, including one-level and two-level variants, rectangular and square, with balconies and panoramic glazing. Another advantage of the studio is the freedom to be creative. Designers can select any studio apartment to create a unique living space that is complemented by unique features. Design studio apartments allow the artist complete creative freedom. Finally, the studio apartment is attractive to music lovers, designers, artists, and all creative personalities. They can produce their best work in the studio to increase the productivity and motivation of their work.

15. Conclusion

The movement and interaction between artists and

society are promoted through the creative design of spaces such as studios. The creative professions that fit the studio spaces are dynamic with ideas. The advantages of this living space include the ability to move freely from one area to another and communicate with guests and family members. Designers should use neutral colors in the decor, with various sliding partitions, screens, light shelves, and semi-transparent curtains, making it possible to create a dynamic and mobile environment. Even though there are numerous designs, a studio apartment's common space cannot accommodate a large amount of furniture. The studio apartment is not suitable for large families or families that include different generations. The research concluded the concept of the artist's studio, bachelor's pad concepts, and its characteristics, as there is a set of functions and standards that the interior design of the artist's studio should contain for living and working. In addition, the design elements of the studio space and the types of artist studios, such as painting studios, sculpture studios, ceramic studios, and photography studios, were analyzed. Furthermore, the ideas of the artistic home studio were studied, as well as how the artistic and creative appearance of the studio contributes to increasing the artist's work productivity and motivation. This is because the art studio environment is suitable for stimulating the artist's inspiration, which leads to the creation of a wonderful environment for the artist's work. Finally, multiple design criteria were analyzed for each type of artist studio, in addition, the advantages and disadvantages of living in the studio were studied.

16. References

- [1] A. RAMAMIRTHAM. (2021). Studio apartment meaning explained: Know everything about it. Available: <https://housing.com/news/what-is-a-studio-apartment/>
- [2] A. Hussien. (2016). Different Types of Apartments. Available: <https://blog.aqarat4u.com/different-types-apartments/>
- [3] Stringfixer. Studio Apartment Available: https://stringfixer.com/ar/Studio_apartment
- [4] Taylrrenee. Studio Apartment Available: <https://ar.taylrrenee.com/domashniy-uyut/14355-chto-takoe-kvartira-studiya.html>
- [5] Moivaonhatoi. (2020). Studio Apartment. Available: <https://moivaonhatoi.com/ar/can-ho-studio-la-gi>
- [6] E. J. J. M. S. R. Forbush, "Tiny Homes: 3 Things You Need to Know," vol. 3, no. 4, p. 30, 2020.
- [7] K. R. Tremblay Jr, K. E. Leigh, L. H. Malinin, and A. M. Huber, "Designing Small Homes: An Interior Design Studio Project," 2014.
- [8] Builders. (2021). Different Types of Apartments Building Layouts. Available: <https://builders9.com/check-different-types-of-apartments-building-layouts/>
- [9] Allstate. (2020). A Renter's Guide To Different Types Of Apartments. Available: <https://www.allstate.com/tr/renters-insurance/different-types-of-apartments.aspx>
- [10] A. Heinz. (2020). A Guide to the Different Types of Apartments. Available: <https://www.apartmentguide.com/blog/types-of-apartments/>
- [11] Safar. Types of real estate apartments. Available: <https://safar-muhasebe.com>
- [12] Lancor. (2019). Types of Apartments. Available: <https://lancor.in/different-types-of-apartments/>
- [13] Alsoknownas. Different Types of Apartments and Their Benefits. Available: <https://www.alsoknownas.ca/12-different-types-of-apartments-and-their-benefits/>
- [14] Z. Baillargeon. (2021). What is a Studio Apartment? Available: <https://www.apartmentguide.com/blog/what-is-a-studio-apartment/>
- [15] propertyguru. (2021). Types Of Properties And Houses. Available: <https://www.propertyguru.com.my/property-guides/different-types-of-properties-and-houses-in-malaysia-9448>
- [16] Dominospizzaschool. Studio Apartment Available: <https://www.dominospizzaschool.com/3552/>
- [17] Valenteshop. Studio Apartment Available: <https://valenteshop.ru/ar/interer-studii-20-m-kv-sekretiy-dizaina-interera-kvartiry-studii/>
- [18] Wikipedia. Studio Apartment. Available: https://en.wikipedia.org/wiki/Studio_apartment
- [19] L. Studio. A Small Modern House Plan with Charm. Available: <https://markstewart.com/house-plans/small-house-plans/lombard-studio/>
- [20] Wikipedia. Bachelor pad. Available: https://en.wikipedia.org/wiki/Bachelor_pad
- [21] K. L. Bodine, "Urban connection: Artists' studios Dallas, Texas," 2003.
- [22] K. Crawford. Artistic Home Studio Ideas and Designs. Available: <https://farmfoodfamily.com/artistic-home-studio-designs/>
- [23] Wikipedia. List of artistic and creative professions. Available: <https://ar.wikipedia.org>
- [24] S. Scott. Artist. Available: <https://www.colagenecliniquecreative.com/en/illustration/steve-scott/id-9824>
- [25] D. Factory. Interior design of a 40 square

- | | |
|---|---|
| meter apartment. Available: | tracking&utm_campaign=inline-img-share |
| https://designfactory.ae/ar | [27] M. STUDIO. Dezone Available: |
| [26] N. Mitchell. (2019). Studio Apartment Layouts. Available: | https://www.jxpays.gq |
| https://www.apartmenttherapy.com/how-to-layout-a-studio-apartment-220821?utm_source=pinterest&utm_medium= | [28] Property.sulekha. (2015). Features of Studio Apartments. Available: |
| | https://property.sulekha.com/features-of-studio-apartments_626161_blog |